

CAMBRIDGE

SUPER Minds

Workbook 1 with Online Resources

Herbert Puchta

Günter Gerngross

Peter Lewis-Jones



CAMBRIDGE
UNIVERSITY PRESS

University Printing House, Cambridge CB2 8BS, United Kingdom

Cambridge University Press is part of the University of Cambridge.

It furthers the University's mission by disseminating knowledge in the pursuit of education, learning and research at the highest international levels of excellence.

www.cambridge.org

Information on this title: www.cambridge.org/9781107482951

© Cambridge University Press 2014

This publication is in copyright. Subject to statutory exception and to the provisions of relevant collective licensing agreements, no reproduction of any part may take place without the written permission of Cambridge University Press.

First published 2014

3rd printing 2015

Printed in Dubai by Oriental Press

A catalogue record for this publication is available from the British Library

ISBN 978-1-107-48295-1 Workbook 1 with Online Resources

ISBN 978-0-521-14855-9 Student's Book with DVD-ROM 1

ISBN 978-0-521-22061-3 Teacher's Book 1

ISBN 978-1-107-66604-7 Teacher's Resource Book 1

ISBN 178-0-521-22136-8 Class Audio CDs 1

ISBN 978-0-521-22026-2 Flashcards 1

ISBN 978-1-107-44123-1 Presentation Plus DVD-ROM 1

ISBN 978-1-107-42962-8 Tests CD-ROM 1–2

ISBN 978-1-107-42782-2 Posters Starter–2

Cambridge University Press has no responsibility for the persistence or accuracy of URLs for external or third-party internet websites referred to in this publication, and does not guarantee that any content on such websites is, or will remain, accurate or appropriate. Information regarding prices, travel timetables, and other factual information given in this work is correct at the time of first printing but Cambridge University Press does not guarantee the accuracy of such information thereafter.



Bookkand.com

Contents

●	Friends	4
1	At school	10
2	Let's play!	22
3	Pet show	34
4	Lunchtime	46
5	Free time	58
6	The old house	70
7	Get dressed!	82
8	The robot	94
9	At the beach	106
●	Picture dictionary	118

Friends

1 Match the sentences with the pictures. Colour the circles.

I'm Whisper.

I'm Flash.

I'm Thunder.

I'm Misty.



1 Match the numbers with the words.

9 5 4
8 7 3
6 10
2 1

seven

three

ten

eight

nine

one

four

five

two

six

2 Write the numbers.

three 3 _____

one _____

six _____

two _____

seven _____

nine _____

eight _____

four _____

ten _____

five _____



1 Colour the words.

yellow purple

red green


orange blue

2 Write and draw.


Hi, I'm _____.
My hat is _____. Look!



1 ^{CD 1} Listen and tick (✓) the box.




2 Match the Super Friends with the powers.



My Super Mind

1 Draw and write examples of what you know.

1



I'm six.

2

3

4



1

At school

1 Match the words with the pictures.

1 desk 2 bag 3 pencil

4 notebook 6 book

5 rubber 7 pen

8 ruler 9 pencil case

2 Look and colour.

1

2

3

4


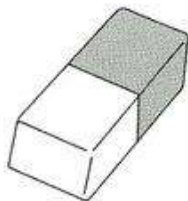
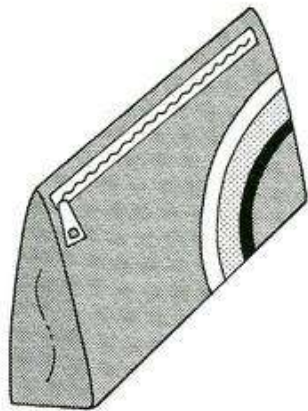
5

6

Key

= yellow	= red	= orange
= purple	= blue	= green

1 ^{CD1}₁₆ Listen and write the words.



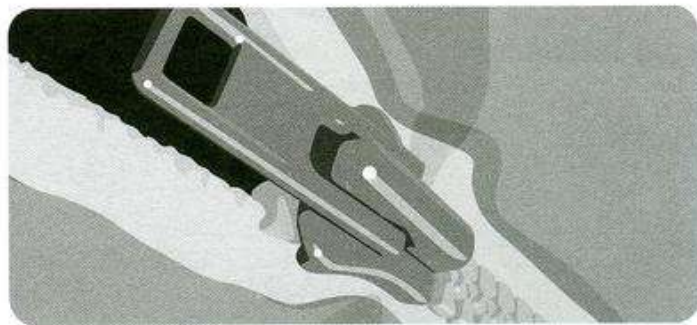
1 pencil _____

2 _____

3 _____

4 _____

2 Read and tick (✓) the box.



- 1 What's this? Is it a ruler?
 Yes, it is. No, it isn't.

- 2 What's this? Is it a pencil case?
 Yes, it is. No, it isn't.



- 3 What's this? Is it a rubber?
 Yes, it is. No, it isn't.



- 4 What's this? Is it a pencil?
 Yes, it is. No, it isn't.

1 Follow the lines and make sentences.

It's my ...

It isn't my ...



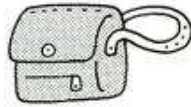
1 Read and write the words.

1 Pass me a



pencil _____ .

2 Close your




_____ .

3 Open your



_____ .

4 Pass me a



_____ .

5 Sit at your



_____ .

2 Read and match. Write numbers.

1 Close your pencil case.

(a)



2 Pass me a ruler, please.

(b)



3 Open your book.

(c) 1



4 Pass me a notebook, please.

(d)





5 Close your book.


(e)



1 ^{CD1}₂₂ Listen and tick (✓) the box.



2 Look at the story. Find Flash and write the number.



Picture 1

Picture ____

Picture ____


Picture ____

3 Think! Write the numbers.

Thank you.

1 I'm sorry.

It's OK.



1 Values Look and circle.



2 ^{CD1}₂₄ Write and match. Listen and say.


1 A cat

a



2 A f _ t r _ t

b




3 A bl _ ck b _ g

c



4 A bl _ ck h _ t

d



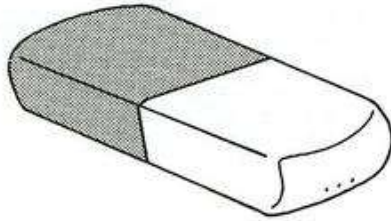
1 Look and read. Put a tick (✓) or a cross (X) in the box.

1



This is a book.

2



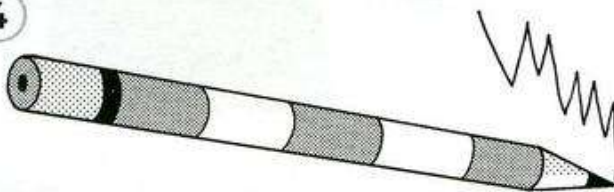
This is a ruler.

3




This is a pencil.

4




This is a pen.

5





This is a ruler.

6



This is a notebook.

1 ^{CD 1}₂₆ Listen and number.

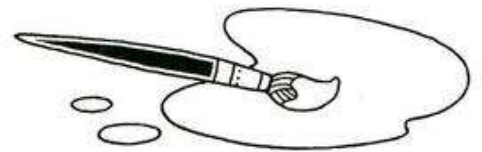
1 Complete the colour chart.

purple red blue green yellow orange


Primary colours	Secondary colours
red	

2 Read, write and colour.

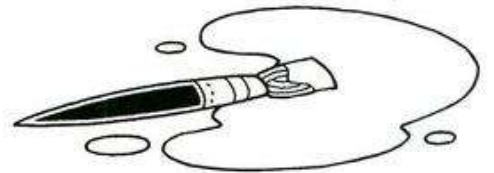
1 blue + yellow = green _____



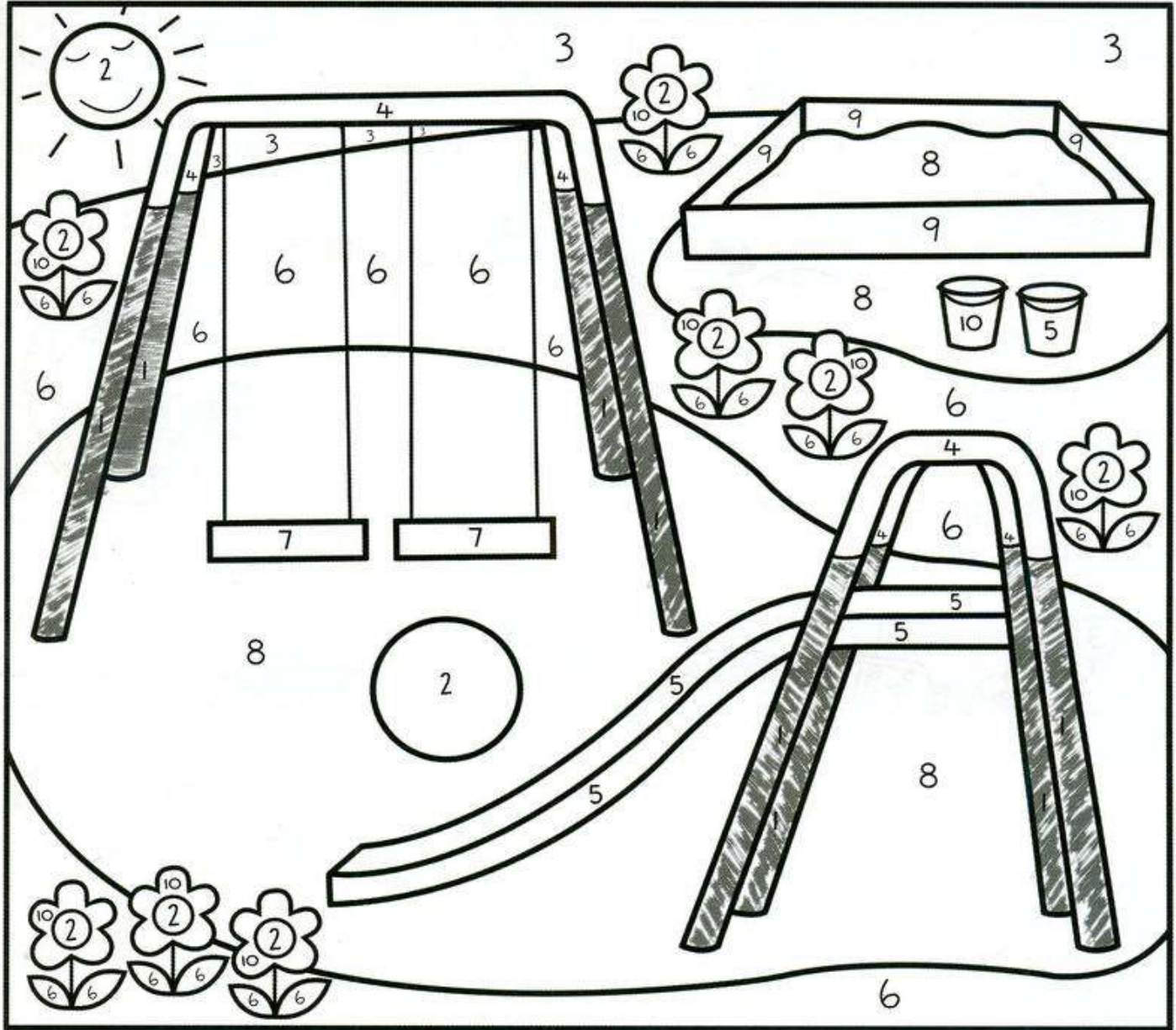
2 yellow + red = _____



3 red + blue = _____



1 Colour the picture.



Key

1 = grey

2 = yellow

3 = blue

4 = purple

5 = red

6 = green

7 = black

8 = white

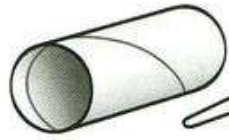
9 = orange

10 = pink



1 Make a pencil holder.

You need



toilet roll tube



scissors



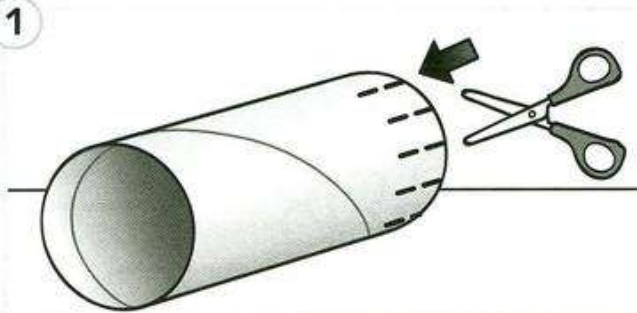
cardboard



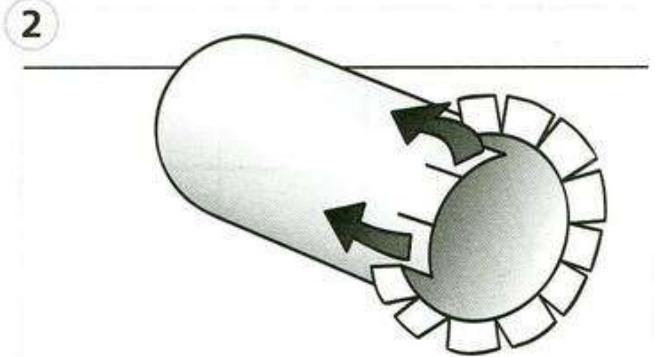
glue



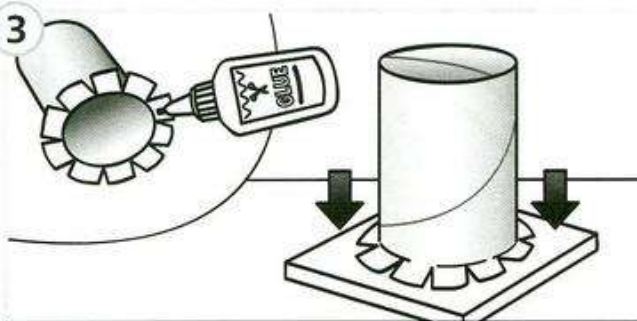
animal magazines



1 Cut flaps at the bottom of the toilet roll tube.




2 Fold the flaps out.



3 Glue the flaps on the piece of cardboard.



4 Cut out pictures of animals from magazines.



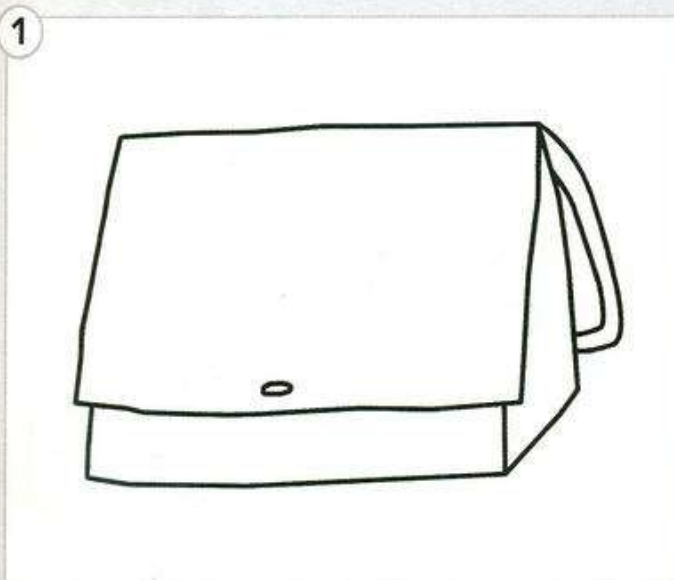
5 Glue the pictures on the tube.



6 Now you have a pencil holder.


My Super Mind


1 Draw and write examples of what you know.



Is it your bag?










2

Let's play!

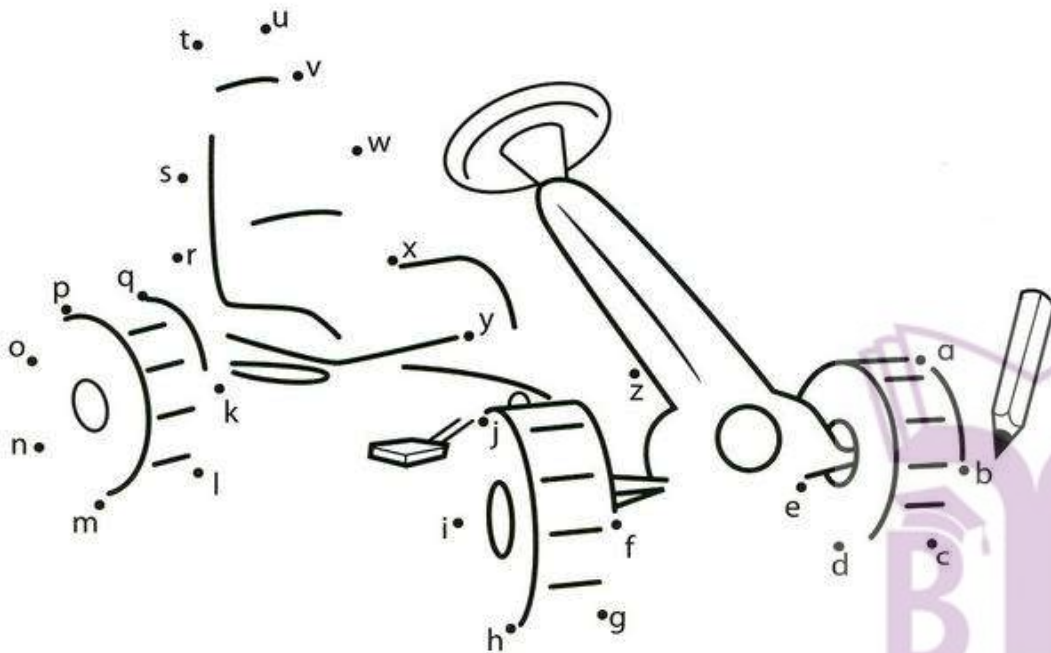
1 CD 1
30

Listen and number.



2

Join the dots. What is it? _____



1 Follow the lines. Write the words.



Lisa



James



Naomi



Toby



- 1 Her name's Lisa. Her favourite toy is her go-kart _____.
- 2 His name's James. His favourite toy is his _____.
- 3 Her name's Naomi. Her favourite toy is her _____.
- 4 His name's Toby. His favourite toy is his _____.

2 Read and match. Write numbers.

- | | |
|-----------------------------|--------------------------------------|
| 1 What's her name? | _____ She's seven. |
| 2 How old is Mary? | _____ Her favourite toy is her doll. |
| 3 What's her favourite toy? | 1 Mary. |
| 4 What's his name? | _____ Henry. |
| 5 How old is Henry? | _____ His favourite toy is his bike. |
| 6 What's his favourite toy? | _____ He's six. |

1

Look at the song. Circle the picture.



Her favourite toy is ...



His favourite number is ...



2

Write a new verse about you. Draw a picture.

Hey, _____ ! What's _____
_____ colour?

My favourite _____
isn't _____ .

It isn't _____ or _____ .

My favourite _____ ,


My favourite colour's _____ .


That's great!



1 ^{CD1}₃₇ Listen and tick (✓) the box.

1





2





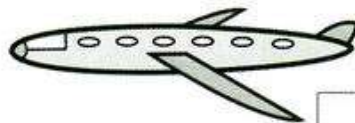
3





4





5





2 Write the words in order.

old

an

car

1 an old car _____

train

long

a

2 _____

an

monster

ugly

3 _____

bike


a

new

4 _____



1 CD1
39 Listen and tick (✓) the box.



2 Think! Put the story in order.



Picture _____



Picture _____



Picture _____



Picture _____



Picture _____



Picture _____




Picture 1 _____

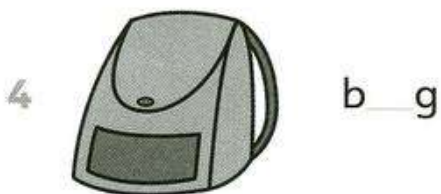




Picture _____

1 Values Look and circle.







2 CD1 Write e or a. Listen and say.







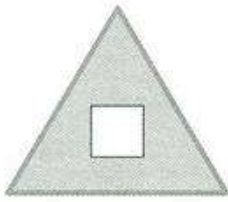


1 Read, number and colour.

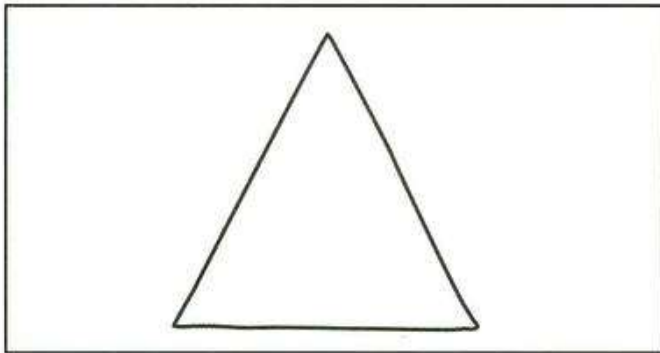
- 1 an ugly yellow doll
- 2 a long blue train
- 3 a small green monster
- 4 a new black bike
- 5 a short red train
- 6 an old purple bike
- 7 a big black monster
- 8 a beautiful pink doll




1 ^{CD 1}₄₅ Listen and number.




2 Read and draw.




1 a red triangle



2 a green square



3 a blue circle




4 a pink parallelogram



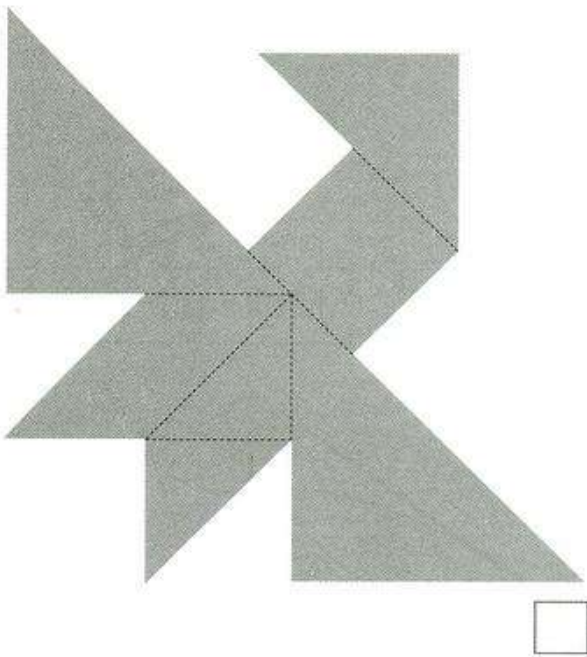
5 a yellow rectangle




- 1 **Think!** Tick (✓) the picture you can make with the pieces of the tangram.



a




b



1 Make a paper kite.

You need



paper



coloured pens



stapler

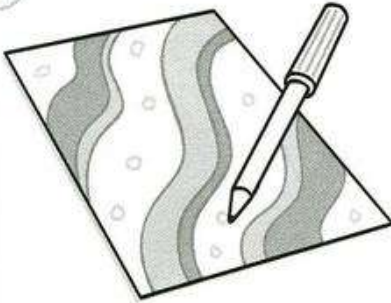


hole punch



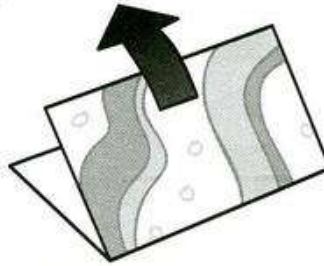
string

1



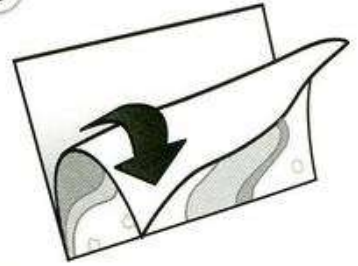
Colour the paper.

2



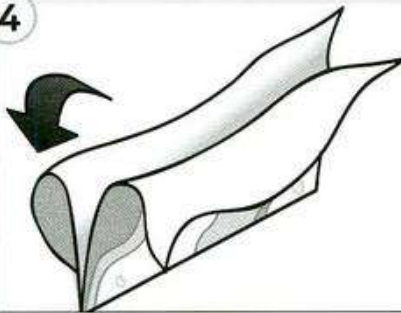
Fold the paper in half.

3



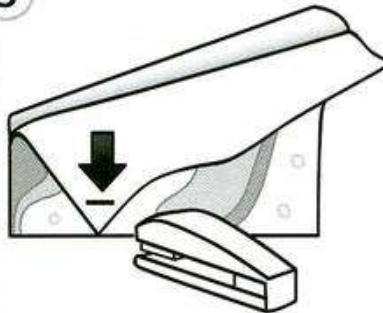
Bend one side of the paper.

4



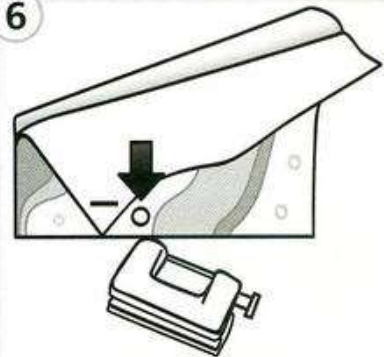
Bend the other side.

5



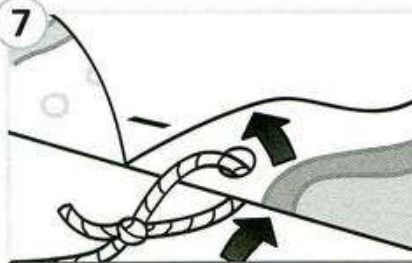
Staple the corners.

6




Make a hole.

7



Put the string through the hole and tie a knot.

8

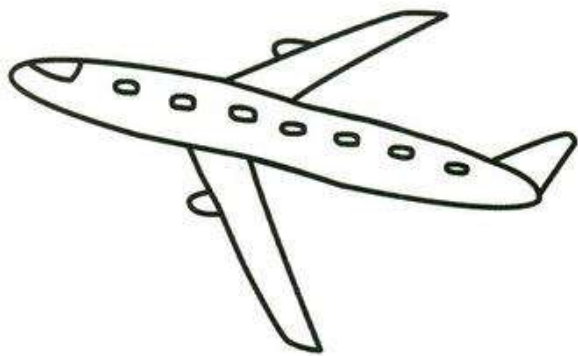


Now you have a paper kite.

My Super Mind

1 Draw and write examples of what you know.

1



My favourite toy's a plane.

2


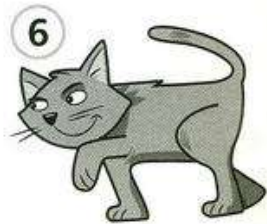

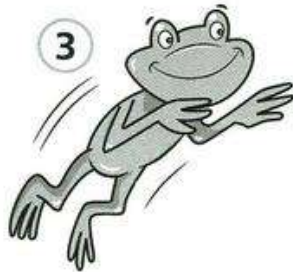
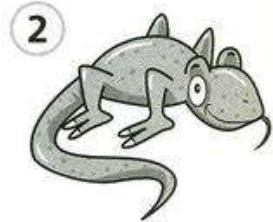


3

4



1 Look and write the words.

spider lizard elephant
duck rat dog cat frog




2 Write and draw.

My favourite animal is a _____ . Look!

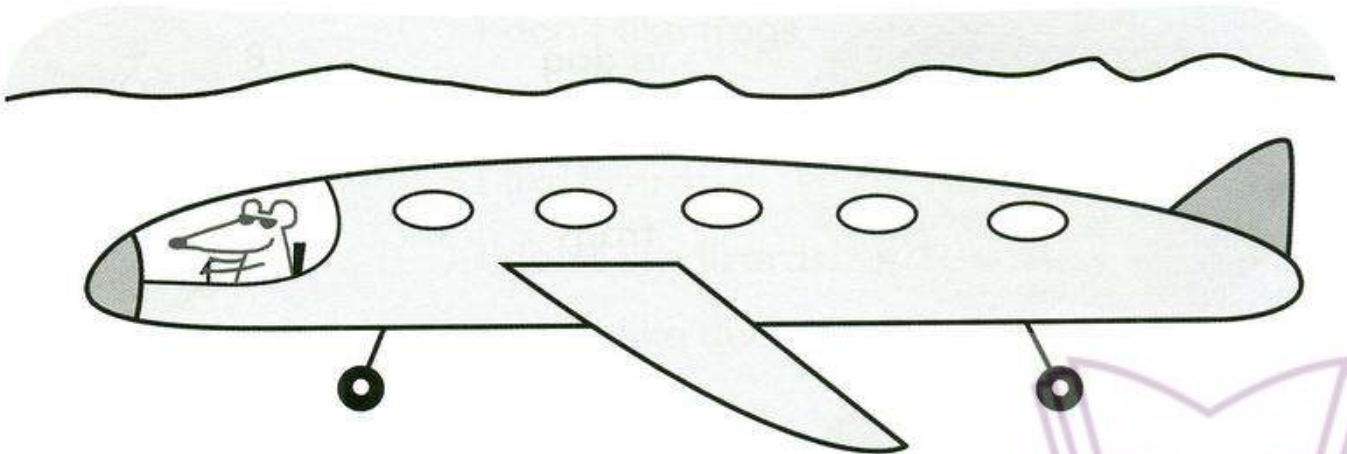


1 Look and tick (✓) the box.










- | | | |
|----------------------------------|---|-----------------------------|
| 1 The elephant is under the car. | <input checked="" type="checkbox"/> Yes | <input type="checkbox"/> No |
| 2 The cat is on the car. | <input type="checkbox"/> Yes | <input type="checkbox"/> No |
| 3 The frog is in the car. | <input type="checkbox"/> Yes | <input type="checkbox"/> No |
| 4 The spider is on the car. | <input type="checkbox"/> Yes | <input type="checkbox"/> No |
| 5 The duck is in the car. | <input type="checkbox"/> Yes | <input type="checkbox"/> No |

2 Read and draw.



- | | |
|-------------------------------|----------------------------------|
| 1 Draw a rat in the plane. | 3 Draw a lizard on the plane. |
| 2 Draw a dog under the plane. | 4 Draw a spider under the plane. |

1 Match the pictures with the words.



dogs

an elephant

elephants

rats

a frog

a cat













a dog

frogs


cats

a rat

1 Listen and draw a happy mouth or a sad mouth.



				
Fiona				
Andrew				

2 Match the pictures with the sentences. Colour the circles.




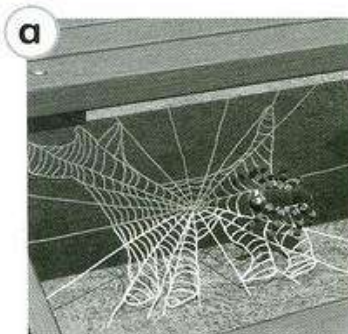


- I like ducks.
- I don't like frogs.
- I like frogs.
- I like lizards.
- I don't like lizards.
- I don't like ducks.

1 ^{CD1}₅₈ Listen and tick (✓) the box.



2 Look at the story. Find the pictures and write the number.



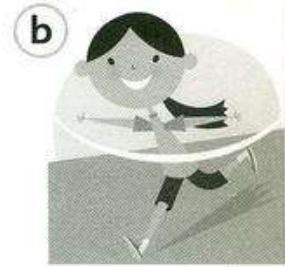
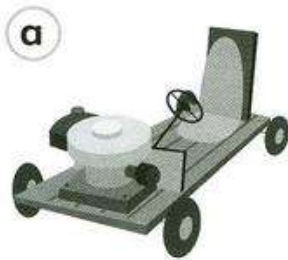
Picture 4

Picture _____

Picture _____

Picture _____

3 **Think!** Match the pictures with the sentences.



1 It's beautiful.


2 They're beautiful.

3 Wow! A monster.

4 A go-kart.

5 Wow! Two ugly monsters.


6 She's great.




1 Values Look and circle.




2 CD1 60 Read, draw and colour. Listen and say.



1 a big pan




2 six pens



3 a pink desk



4 a black rat



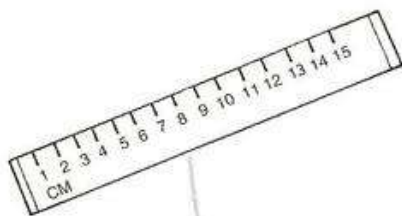


5 a red cat



6 ten bags


1 ^{CD1}₆₂ Listen and draw lines.



1 Look and write the numbers.

Come to the zoo. See the animals.

Two elephants, ducks,
frogs, lizards and spider.





1 Think! Colour the picture. Hide the lizard.



2 Find the differences.

Picture one. Two snakes.
Picture two. Three snakes.



1 Find the animals and write the words.



1 The tiger is in the grass.



2 The monkey is in the tree.




3 The frog is on the log.

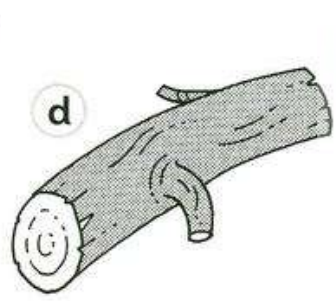

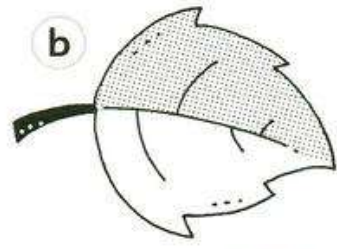


4 The butterfly is on the flower.

2 Match the pictures with the words.



- 1 tree
- 2 log
- 3 leaf
- 4 flower
- 5 grass

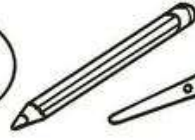


1 Make an animal mask.

You need



paper plate



pencil



scissors

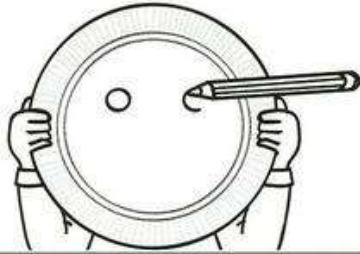


coloured pens



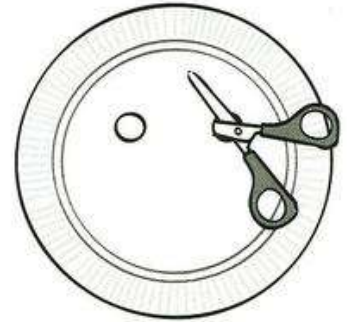
hole punch elastic

1



Put the paper plate on your face. Your teacher marks where your eyes are.

2



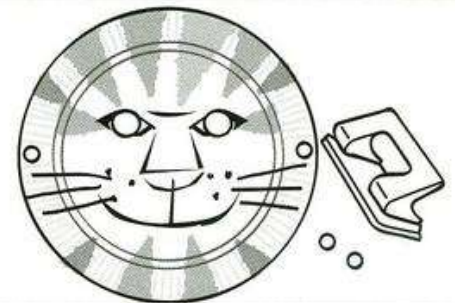
Your teacher cuts out the eyes.

3




Colour the mask and draw a nose and a mouth.

4



Your teacher makes two holes at the sides.

5



Tie elastic to the two sides.

6




Now you have an animal mask.


My Super Mind

1 Draw and write examples of what you know.



The frog is under the flower.










1 Write the numbers.



Key

1 = cheese

2 = pizza

3 = chicken

4 = sausages

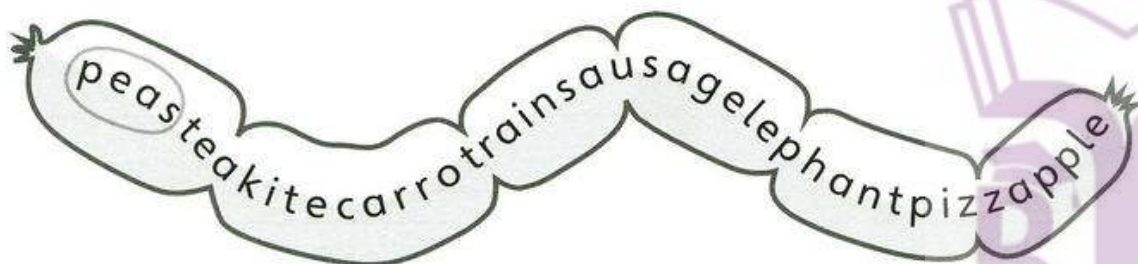
5 = apples

6 = cake







7 = carrots

8 = bananas

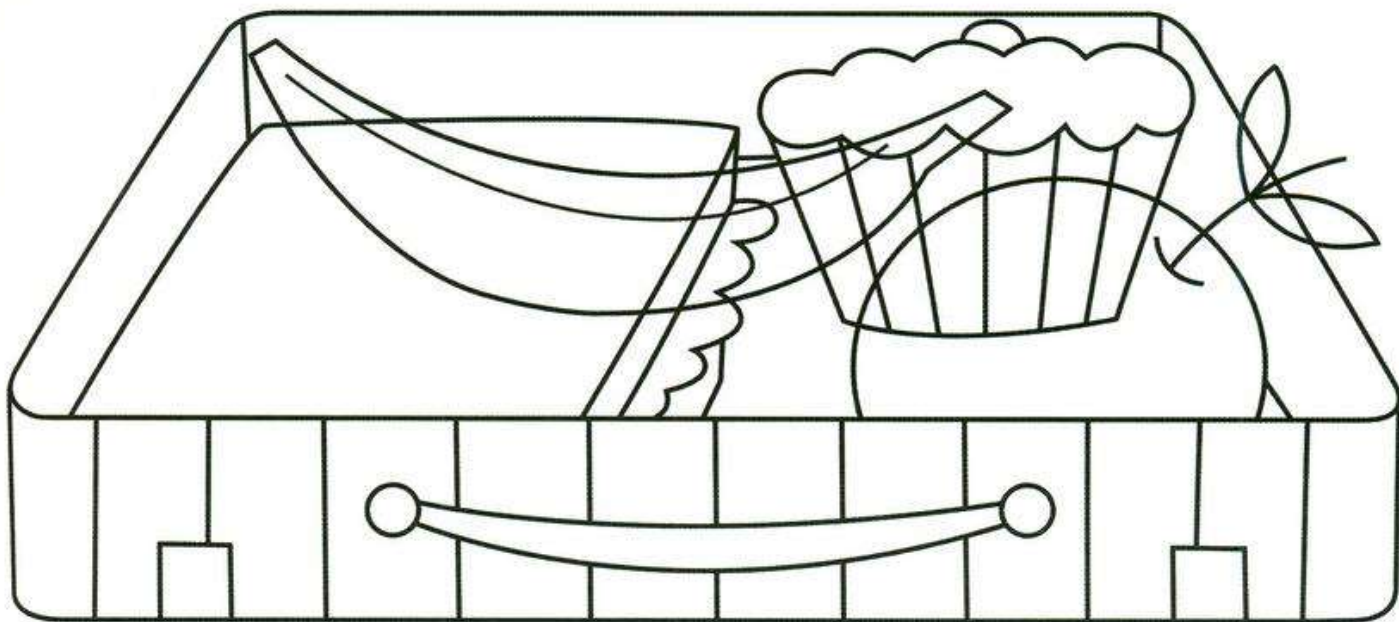
2 Think! Find the words.



1 CD2
05 Listen and write the letters A-F on the rats.








2 Look and circle the words.



- 1 I've got / haven't got a sandwich.
- 2 I've got / haven't got a sausage.
- 3 I've got / haven't got an apple.
- 4 I've got / haven't got pizza.
- 5 I've got / haven't got a cake.
- 6 I've got / haven't got a banana.




1 Number the pictures in the order of the song.



2 Look at the pictures and write the words.



1 I've got peas on my cake.



2 I've got _____ on my pizza.



3 I've got _____ in my milk.



4 I've got _____ in my cheese.

1 Look at the picture and answer the questions.



- 1 Have we got any cheese?
- 2 Have we got any apples?
- 3 Have we got any pizzas?
- 4 Have we got any milk?
- 5 Have we got any orange juice?
- 6 Have we got any sausages?
- 7 Have we got any steaks?
- 8 Have we got any bananas?

Yes, we have. _____

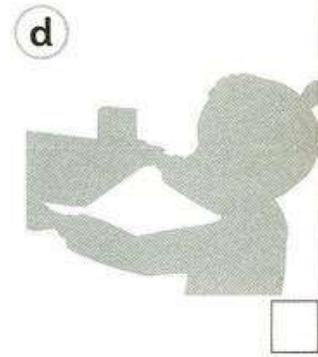


No, we haven't. _____



1 ^{CD2}₁₂ Listen and tick (✓) the box.



2 Match the pictures with the sentences.



1 Thank you.

2 OK. Sausages and peas, please.

3 Mmm. Pizza. My favourite!


4 Pizza, please.

3 **Think!** Write the numbers.


1 I've got a cake.

Here you are.

Fantastic!



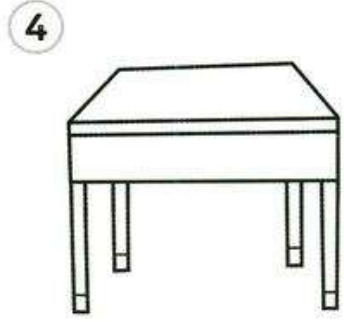
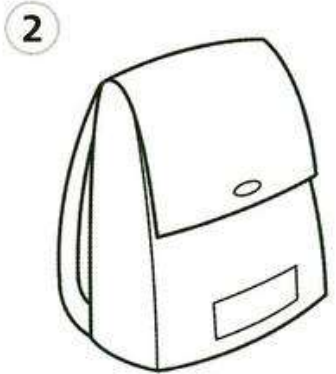


1 Values Look and circle.



2 CD2 14 Say and colour. Listen, point and say.

a = black o = orange e = red i = pink



1 Look at the numbers. Look at the letters. Write the words.

1 13

_____ thirteen ehtritne

2 17

_____ veeneesnt

3 15

_____ tinfefe

4 11

_____ lenvee

5 20

_____ weytnt

6 18

_____ higetene



1 Look at the menu and choose food you like.

I don't like sausage sandwiches.

I like chicken pizza.

Happy Café Menu

chicken pizza

or

sausage sandwich

peas

carrots

apple

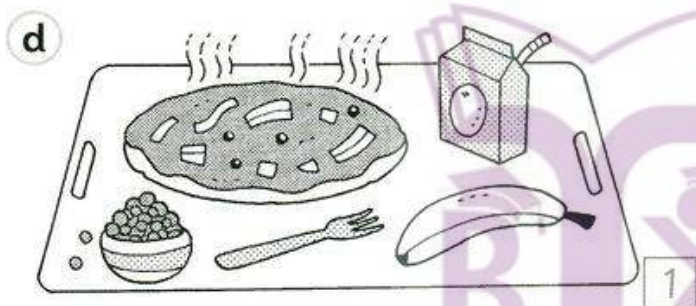
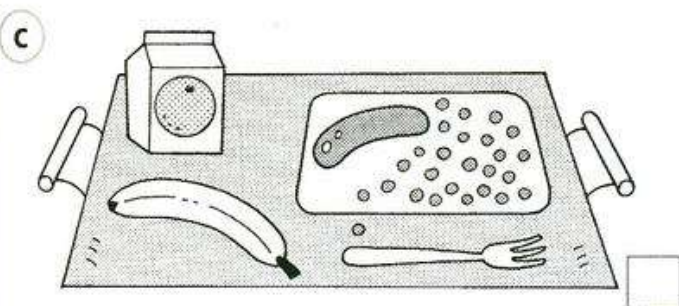


banana

milk

orange juice

2 Think! Match the sentences with the pictures. Write numbers.

- I like pizza and peas. I don't like apples or milk.
- I like pizza and carrots. I don't like bananas or milk.
- I like sausages and carrots. I don't like bananas or orange juice.
- I like sausages and peas. I don't like apples or milk.



1 Find the fruit and vegetables. Look → and ↓.



corn



o	t	o	m	a	t	o	s	d	b
n	b	c	o	r	n	f	y	k	a
i	n	a	p	o	t	a	t	o	n
o	m	p	p	r	e	y	g	t	a
n	c	p	e	r	j	o	w	l	n
q	a	l	p	e	a	r	v	b	a
g	r	e	r	p	e	a	c	h	w
e	r	a	e	v	y	n	j	m	t
z	o	p	e	a	s	g	n	e	x
s	t	r	a	w	b	e	r	r	y




1 Think! Colour the fruit red. Colour the vegetables green.

- | | | | |
|-----------------------------------|---------------------------------------|----------------------------------|----------------------------------|
| <input type="checkbox"/> peppers | <input type="checkbox"/> apples | <input type="checkbox"/> oranges | <input type="checkbox"/> carrots |
| <input type="checkbox"/> onions | <input type="checkbox"/> strawberries | <input type="checkbox"/> peaches | <input type="checkbox"/> peas |
| <input type="checkbox"/> tomatoes | <input type="checkbox"/> potatoes | <input type="checkbox"/> bananas | <input type="checkbox"/> pears |


2 Draw the fruit and vegetables on the trees, in the ground or on the plants.

carrot pepper onion pear apple potato tomato



1 Make a 3-D apple.

You need



card



scissors



coloured pens

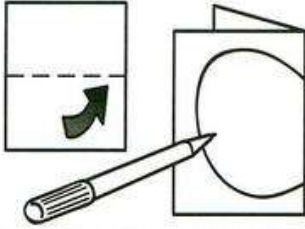


coloured paper



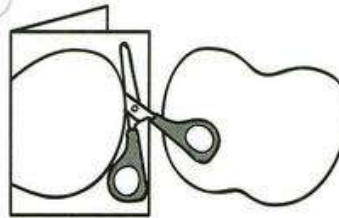
glue

1



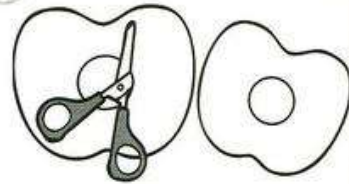
Fold the card in half. Draw half an apple.

2



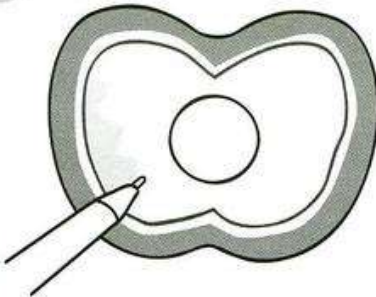
Cut out the apple. Cut out one more apple.

3



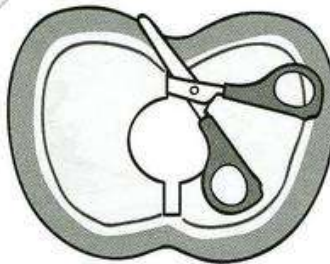
Cut a hole in the middle of each piece.

4




Colour the pieces.

5



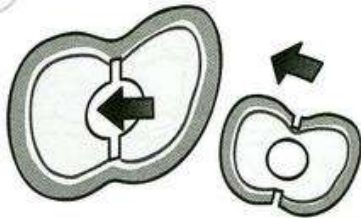
On one piece, cut from the core.

6




On the other piece, cut from the top and bottom.

7



Put one piece into the core of the other piece.

8



Make seeds and leaves and stick on.

9



Now you have a 3-D apple.

My Super Mind

1 Draw and write examples of what you know.



I've got a cake and an apple.


2

3

4



- 1 Write the days of the week.



- 2 Draw your favourite day and write.



1 ^{CD 2} Listen and tick (✓) the box.

1



2



3



4




2 Put the words in order.

- 1 Saturdays I on go swimming
- 2 Fridays I play football on
- 3 I Sundays piano on play the
- 4 ride Tuesdays pony my on I
- 5 on I my Wednesdays ride bike

I go swimming on Saturdays.

1 Read the song and tick (✓) the box.

1 On Mondays we




2 On Wednesdays we



3 On Fridays we



4 On Sundays we



2 Write a new verse about you.
Draw a picture.

On Mondays I _____.

On Tuesdays I _____.

On Wednesdays and on Thursdays,

I _____.



1 Write the words and tick (✓) the box.

- 1 Do you go swimming at the weekend?
- 2 Do you _____ your bike at the weekend?
- 3 Do you _____ football at the weekend?
- 4 Do you _____ the piano at the weekend?
- 5 Do you _____ with your toys at the weekend?
- 6 Do you _____ TV at the weekend?

Yes,
I do.

No,
I don't.

<input type="checkbox"/>	<input type="checkbox"/>
<input type="checkbox"/>	<input type="checkbox"/>
<input type="checkbox"/>	<input type="checkbox"/>
<input type="checkbox"/>	<input type="checkbox"/>
<input type="checkbox"/>	<input type="checkbox"/>
<input type="checkbox"/>	<input type="checkbox"/>

2 Follow the lines and find the answers to the questions.



1 Do you play football at the weekend? Yes _____



2 Do you ride your bike at the weekend? _____



3 Do you play computer games at the weekend? _____



4 Do you ride a pony at the weekend? _____



5 Do you play in the park at the weekend? _____



6 Do you play ball at the weekend? _____



1 CD2
28 Listen and tick (✓) the box.



2 Circle the words.



1 Where's the lake / frog?

2 Wait and swim / see.

3 Come with Thunder / me.

4 Are you OK, rabbit Misty?

3 Think! Write the sentences.

I don't know. Come with me. Yes, I am.



1 Where's my bag?
I don't know.

2 Are you OK?


3 Where's my classroom?

1 Values Look and circle.




2 CD2 30 Write the words. Listen and say.

rat ~~duck~~ milk pens rubber hot dog




1 Mum and her
duck.




2 Ken and his



3 Jill and her



4 Polly and her



5 Sam and his



6 Thunder and his

1 Draw lines.

- 1 On Mondays I play with
- 2 On Tuesdays I ride
- 3 On Wednesdays I play
- 4 On Thursdays I go
- 5 On Fridays I ride my
- 6 On Saturdays I play the
- 7 On Sundays I watch

computer games.
pony.
piano.
friends.
TV.
swimming.
my bike.

2 Look at Activity 1. Write the days.

a



Tuesday

b



c



d



e



f



g



1 Listen and tick (✓) the box.

1 On Mondays James



2 On Tuesdays Emma



3 On Wednesdays David



4 On Thursdays Amy



5 On Fridays Charles



6 On Saturdays and Sundays Hannah



1 Write *h* (healthy) or *u* (unhealthy).



h















1 Think! Read and write the numbers.



My Week

On Mondays I watch TV for two hours. I play football for one hour and I read for one hour.

On Tuesdays I watch TV for three hours. I don't do sport and I read for two hours.

On Wednesdays I watch TV for one hour. I play tennis for one hour and I read for one hour.

On Thursdays I don't watch TV. I swim for one hour and I read for two hours.

On Fridays I watch TV for two hours. I play football for one hour, but I don't read.

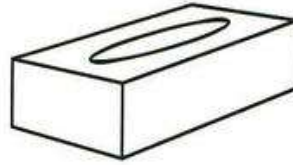
On Saturdays and Sundays I do nothing!

- 1 I do sport for four _____ hours a week.
- 2 I watch TV for _____ hours a week.
- 3 I read for _____ hours a week.



1 Make a guitar.


You need



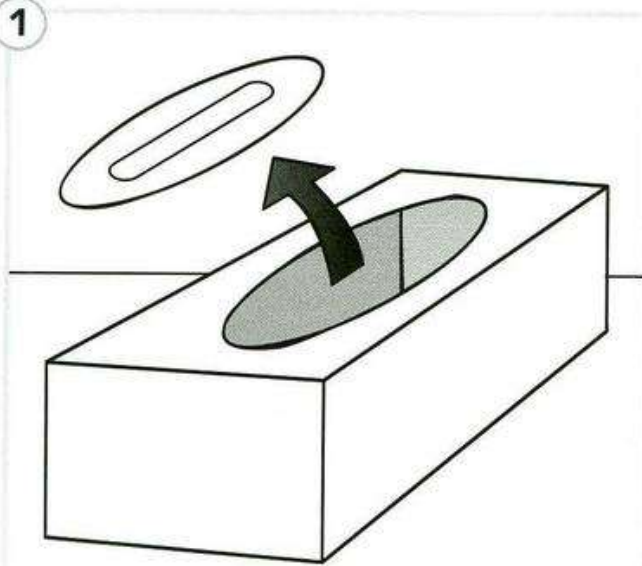
tissue box



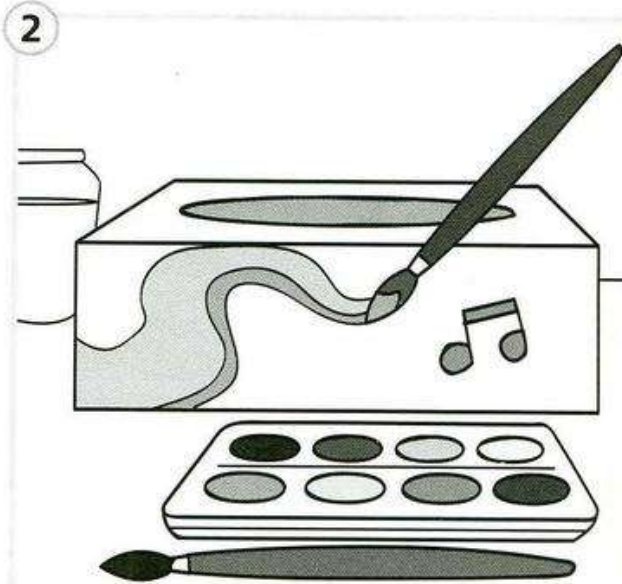
paint and brushes



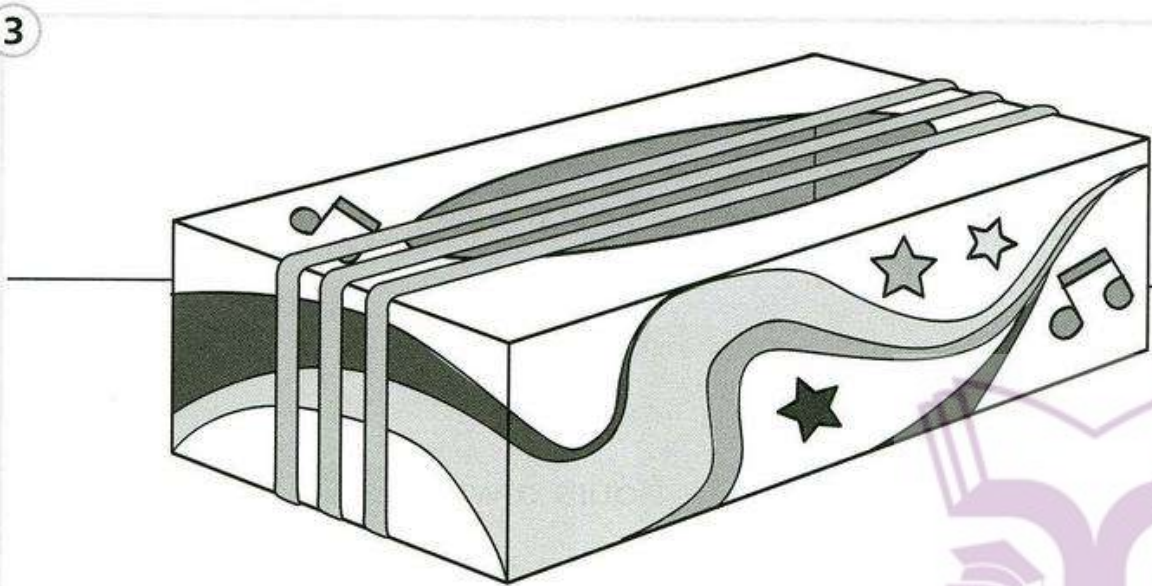
elastic bands of different sizes



Take the plastic out of the box.



Paint the box.



Put the elastic bands around the box. Now you have a guitar.

My Super Mind

1 Draw and write examples of what you know.



I ride my bike on Sundays.

2

3

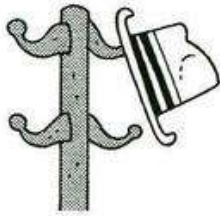
4



1 Write the words.

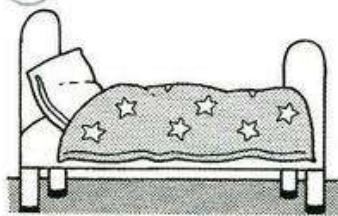
bathroom cellar stairs kitchen
 living room ~~hall~~ bedroom dining room

1




hall


2



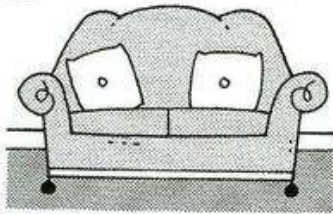
3



4




5



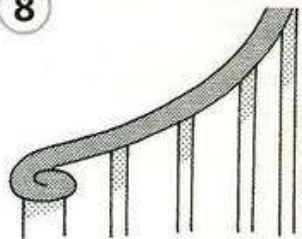
6



7




8



2

Choose a room. Write and draw.



Me in my living room





1 ^{CD2} ₃₉ Listen and circle.

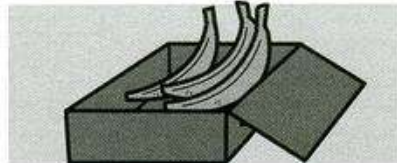
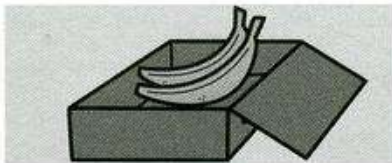
1




2



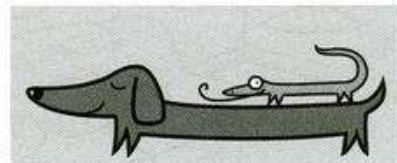
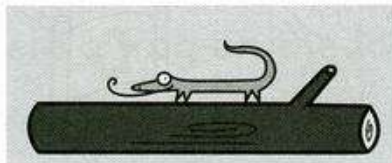
3



4



5



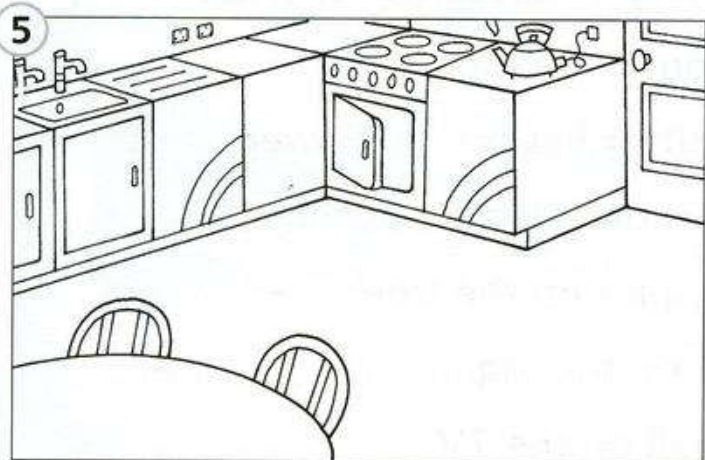
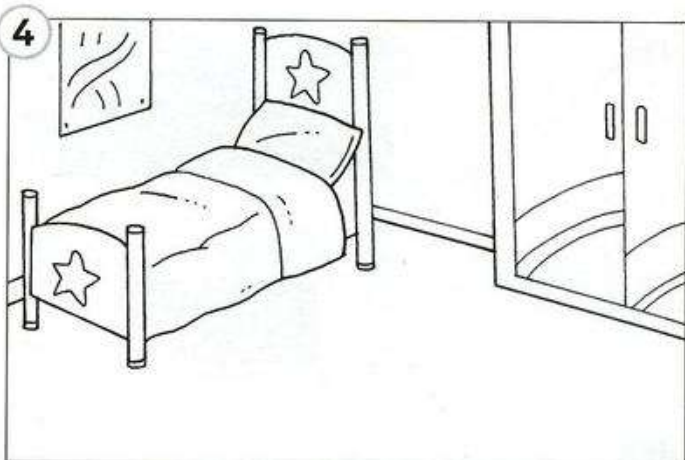

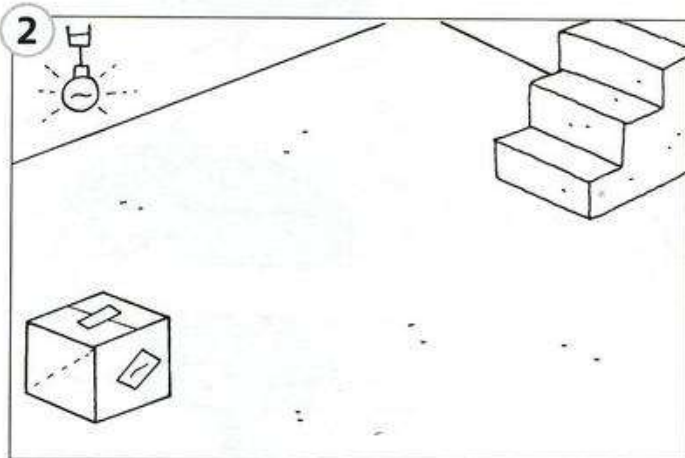
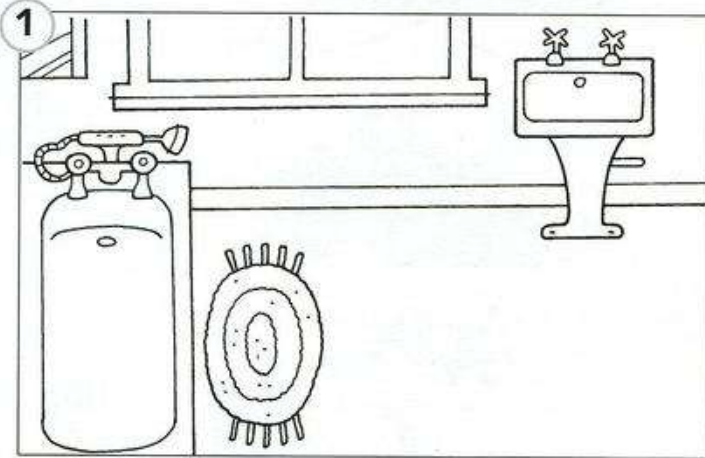

6



2 Look at the pictures in Activity 1. Circle the words.

- 1 There's / There are a frog on the piano.
- 2 There's / There are three butterflies on the flower.
- 3 There's / There are three bananas in the lunchbox.
- 4 There's / There are three apples on the tree.
- 5 There's / There are a lizard on the log.
- 6 There's / There are a football on the TV.

1 Read the song. Draw the animals.



1 Look and tick (✓) the box.






- 1 Is there a butterfly on a flower?
 Yes, there is. No, there isn't.
- 2 Is there a frog on the log?
 Yes, there is. No, there isn't.
- 3 Are there any bikes on the grass?
 Yes, there are. No, there aren't.
- 4 Are there any bananas on the tree?
 Yes, there are. No, there aren't.

2 Look at the picture in Activity 1. Match the questions with the answers.

- | | |
|---------------------------------------|---------------------|
| 1 Is there a spider on the flower? | a No, there aren't. |
| 2 Are there any snakes in the garden? | b No, there isn't. |
| 3 How many apples are there? | c There are two. |
| 4 How many bikes are there? | d There are eight. |

1 ^{CD2}₄₆ Listen and tick (✓) the box.



2 Look and write the numbers.

1
The stairs
to the cellar!
How many
are there?




Eight.

2
Big spiders!
How many
are there?



3
Big rats!
How many
are there?



1 Values Look and circle.

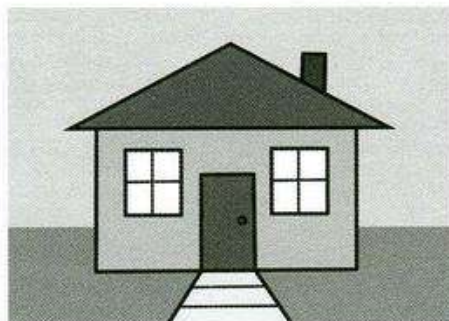


2 CD2 48 Write the words. Listen and say.


house hat hot happy ~~hall~~ healthy




1 Harry's hall




2 A small _____



3 _____ food



4 A _____ frog




5 A _____ pizza



6 An old _____

1 ^{CD2}₄₉ Listen and colour.



1 Look and read. Write yes or no.



- 1 There are two boys and two girls.
- 2 The children have got ice creams.
- 3 The boys have got a ball.
- 4 The girls have got bikes.
- 5 There is a cat in the tree.
- 6 There are three dogs in the park.
- 7 There are three butterflies on the flower.

yes _____


no _____



1 Write the letters.




1 j u n g l e



2 d e s e r t



3 m o u n t a i n s




4 p o l a r r e g i o n



5 s e a

2 Match the words with the pictures.

- 1 sand
- 2 coral
- 3 snow
- 4 rocks
- 5 trees



1 Write the words.


goat polar bear tiger parrot
shark camel jellyfish penguin



1 tiger



2



3



4




5



6



7



8

2 Think! Colour the circles in Activity 1.

Key

grey = polar regions

blue = oceans

yellow = deserts

red = mountains

green = jungle



1 Make a pop-up house.

You need

card pencil ruler scissors coloured pens

1

Fold the card in half.

2

Draw two lines.

3

Cut along the lines.

4

Push the house through and fold.

5


Open the card. Colour the house.

6


Now you have a pop-up house.

My Super Mind

1 Draw and write examples of what you know.



There's a jellyfish in the ocean.









7

Get dressed!


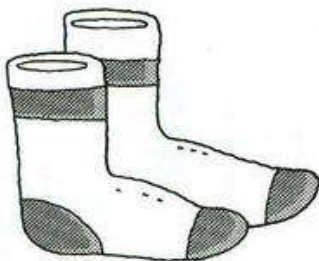
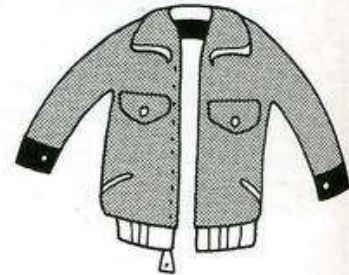
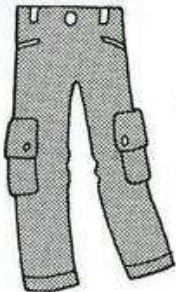
1 Find the clothes. Look → and ↓.



T-shirt



h	u	s	o	c	k	s	j	h
T	s	h	i	r	t	k	a	f
w	j	e	a	n	s	i	c	x
r	i	w	v	e	b	r	k	s
l	c	a	p	n	z	t	e	h
m	s	h	o	r	t	s	t	o
q	s	w	e	a	t	e	r	e
y	t	r	o	u	s	e	r	s



1 Match the pictures with the sentences. Write numbers.


1



2



3



4



- I like these T-shirts.
 I don't like this T-shirt.

- I like this T-shirt.
 I don't like these T-shirts.


2 Circle the words.

- 1 Do you like this / these cap?
 2 Do you like **this** / **these** jeans?
 3 Do you like **this** / **these** shoes?
 4 Do you like **this** / **these** skirt?
 5 Do you like **this** / **these** jacket?
 6 Do you like **this** / **these** socks?

1 Read, dress and colour.


Polly

Molly



Polly	red hat	blue sweater	pink skirt	yellow socks	red shoes
Molly	blue cap	black jacket	orange jeans	yellow T-shirt	green shoes

1 Read and write the names.



1 _____ 2 _____ 3 Amy _____ 4 _____

Amy is wearing a shirt and a sweater. She is wearing a skirt, socks and shoes.

Terry is wearing a cap, a shirt and a sweater. She is wearing jeans, socks and shoes.

Clare is wearing a T-shirt and a jacket. She is wearing a skirt, socks and shoes.

Naomi is wearing a shirt and a sweater. She is wearing jeans, socks and shoes.

2 Look at the pictures in Activity 1. Tick (✓) the box.

1 Is Amy wearing a jacket?

Yes, she is. No, she isn't.

2 Is Clare wearing a skirt?

Yes, she is. No, she isn't.

3 Is Terry wearing jeans?



Yes, she is. No, she isn't.

4 Are Naomi and Amy wearing caps?

Yes, they are. No, they aren't.



1 CD3
11 Listen and tick (✓) the box.



2 Think! Write the names. Who is wearing ... ?

1 these shoes?



2 this cap?



3 this skirt?




3 Match the dialogues with the pictures.


1 A: That's my book.
B: I'm sorry.



2 A: My shoes aren't here.
B: Oh no!





3 A: Get my bag, please.
B: No problem.



4 A: Sheila's wearing my jacket.
B: Are you sure?




1 Values Look and circle.

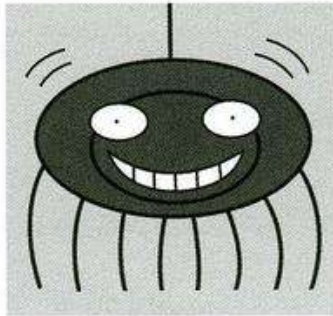


2 CD3
13 Write the letters. Listen and say.

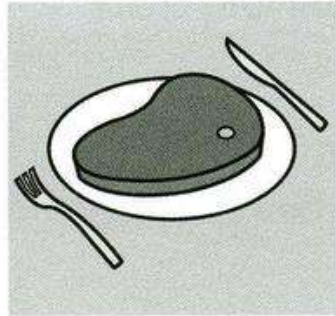
~~-st~~ sw sk st sp sch st sn



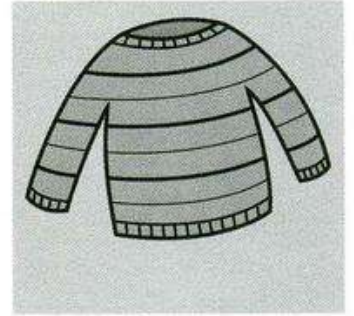
1 st op



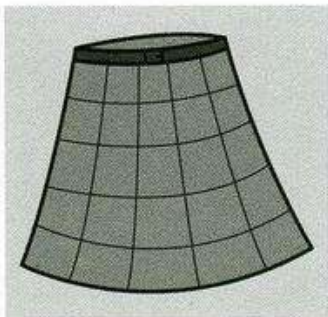
2 ___ ider



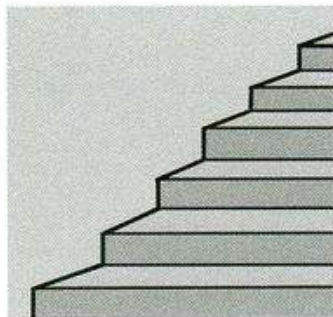
3 ___ eak



4 ___ eater




5 ___ irt



6 ___ airs



7 ___ ool



8 ___ ake

1

Read the poem and colour the picture.

This red T-shirt,
These blue trousers,
These black shoes
And these blue socks.
Let's put them all
In this box.



2

Think!

Write your poem and draw a picture.

This _____,

These _____,

These _____

And these _____

Let's put them all

In this box.



- 1 Look at the pictures and read the questions.
Write one-word answers.



- 1 What's the boy doing?
He is eating .
- 2 Where are the boy and the girl?
In the _____ .




- 3 What is the boy doing?
He is playing computer _____ .
- 4 What's the girl doing?
She is watching _____ .




- 5 How many cats are there?
There are _____ .
- 6 Where are the cats?
Under the _____ .

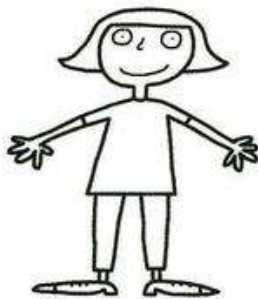
1 Write the word *cotton*, *wool* or *leather*.



cotton




2 Read. Then write and draw.



I'm wearing a cotton
T-shirt, cotton jeans,
woollen socks and
leather shoes.

1 Find out about your clothes. Complete the chart.



My clothes	
cotton	
wool	
leather	

1 Make a paper hat.

You need



paper bag



pencil



scissors

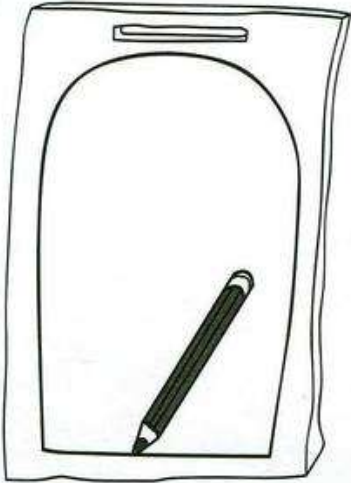


stapler



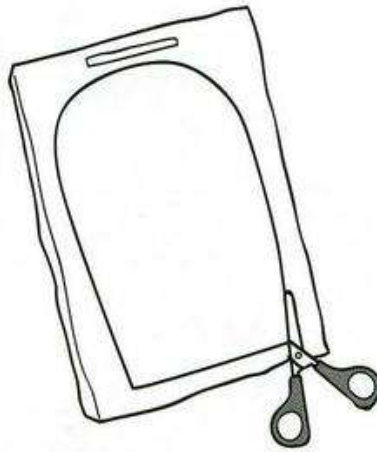
coloured pens

1



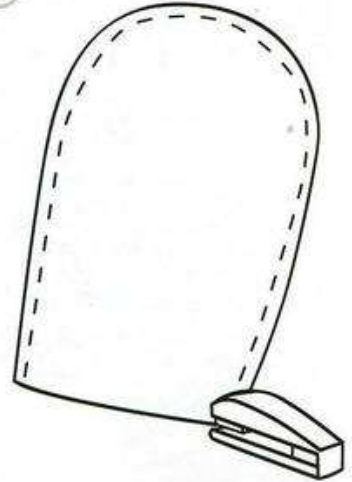
Draw a hat on the bag.

2




Cut out the two pieces.

3



Your teacher staples the hat.

4



Colour the hat.


5



Now you have a paper hat.



My Super Mind

1 Draw and write examples of what you know.

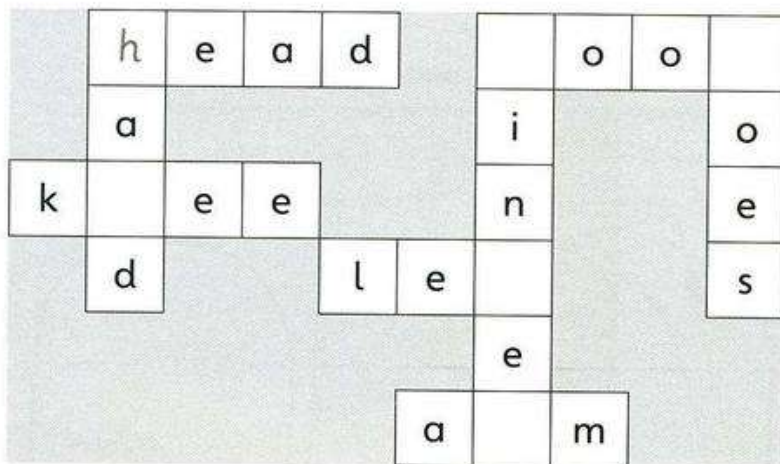


Do you like this sweater? _____

Yes, I do. _____



1 Write the letters to make parts of the body.

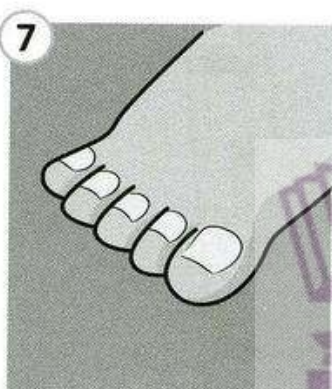
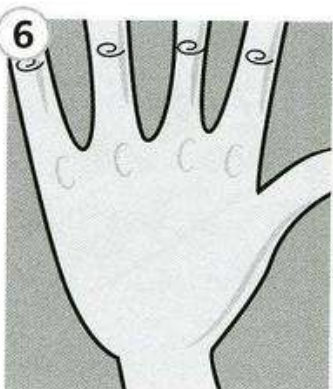
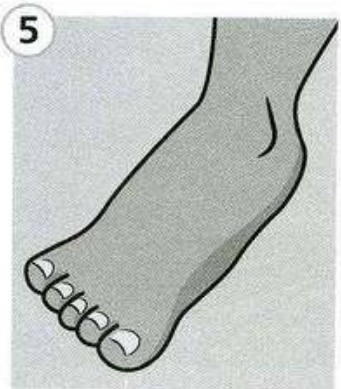
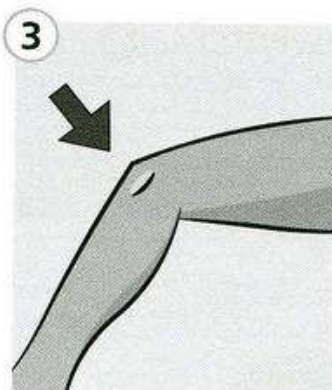
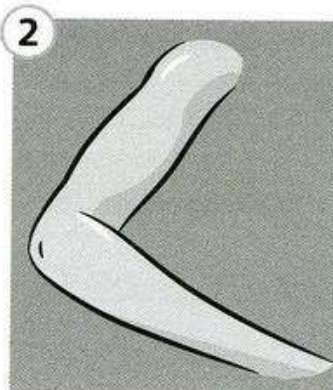


t n f g r h

2 Write the words.



leg



1 Write the numbers.

1 I can stand on one leg.


2 I can skip.

3 I can touch my toes.





4 I can't stand on one leg.

5 I can't skip.

6 I can't touch my toes.



1 Match the pictures with the sentences. Colour the circles.



I can dance.

I can crawl.

I can run.


I can swim.

I can jump up high.

I can sing.

1 Complete the questions.

1 Can _____ he play the piano?



Yes, he can. No, he can't.

2 _____ dance?



Yes, she can. No, she can't.

3 _____ swim?




Yes, he can. No, he can't.

4 _____ a horse?



Yes, she can. No, she can't.

5 _____ tennis?



Yes, he can. No, he can't.


6 _____ ?



Yes, she can. No, she can't.

2 Look at the pictures in Activity 1. Answer the questions.

1 ^{CD3}₂₇ Listen and tick (✓) the box.



2 Write the words. you done right problem

Here's the
right leg.



No _____.



Here _____ are.



Well _____,
Misty.




3 Write the numbers.

What are you doing?

I've got a problem.

1 Let's go for a horse ride.

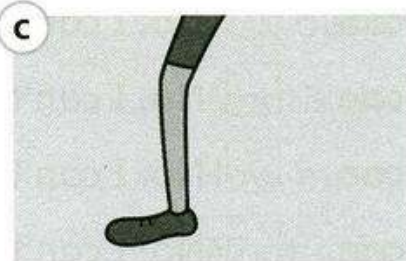


No problem.





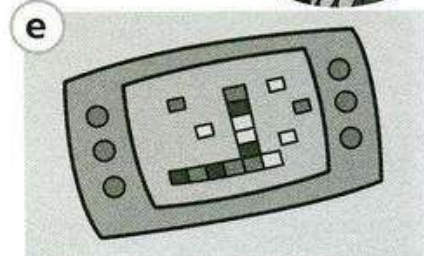

1 Values Look and circle.



2 CD3 29 Write and match. Listen and say.



- 1 g rey
- 2 fro__
- 3 computer __ame
- 4 __arden
- 5 fin__ers
- 6 le__
- 7 do__



1 Think! Read and tick (✓) or cross (X).



Hi, I'm Jerry. I can touch my toes, but I can't skip. I can play tennis and football, but I can't play the piano. I can ride a bike, but I can't ride a horse.



Hi, I'm Stacey. I can skip, but I can't touch my toes. I can play the piano and I can play tennis, but I can't play football. I can ride a bike and I can ride a horse.



Hi, I'm Tom. I can touch my toes and I can skip. I can play tennis and I can play football, but I can't play the piano. I can ride a bike, but I can't ride a horse.

	touch toes	skip	play the piano	play football	play tennis	ride a bike	ride a horse
Jerry	✓						
Stacey							
Tom							

2 Look at Activity 1. Tick (✓) the box.

- Jerry, can you skip? Yes, I can. No, I can't.
- Jerry, can you ride a bike? Yes, I can. No, I can't.
- Stacey, can you touch your toes? Yes, I can. No, I can't.
- Stacey, can you play tennis? Yes, I can. No, I can't.
- Tom, can you ride a horse? Yes, I can. No, I can't.
- Tom, can you play the piano? Yes, I can. No, I can't.

Read the questions. Listen and write a name or a number.

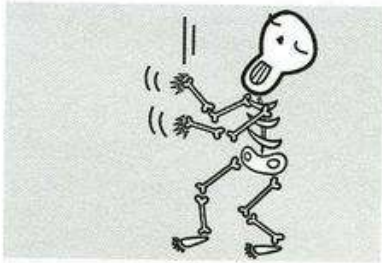


- 1 What's the girl's name?
- 2 How old is she?
- 3 What's the dog's name?
- 4 How many lizards has the girl got?
- 5 What's the horse's name?

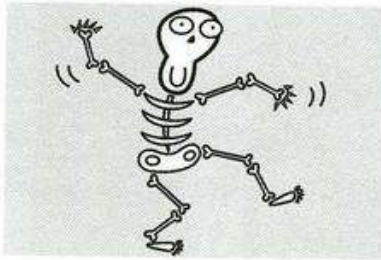
Karen _____

1 Write the words.

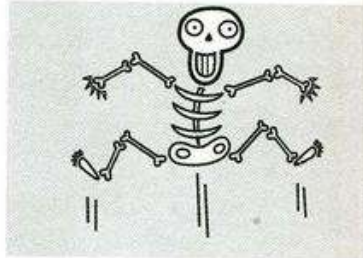
jumping dancing sitting swimming
 playing the piano riding a bike



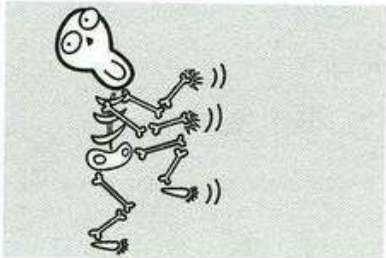
1 It's playing _____
 the piano.




2 It's _____



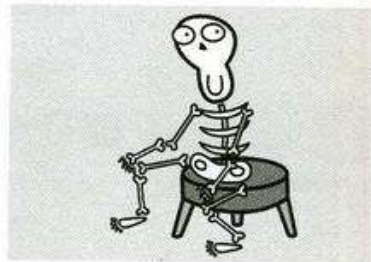
3 It's _____



4 It's _____

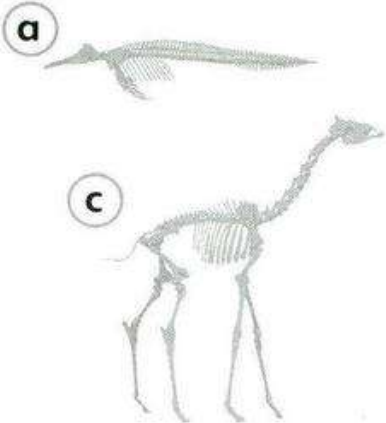


5 It's _____

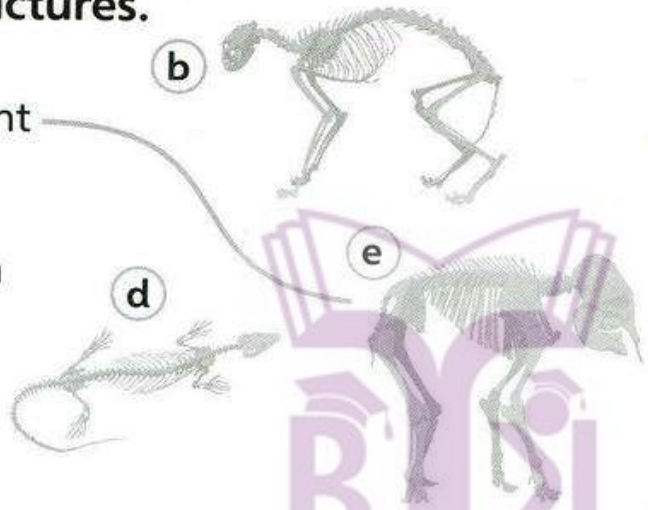


6 It's _____

2 Match the words with the pictures.

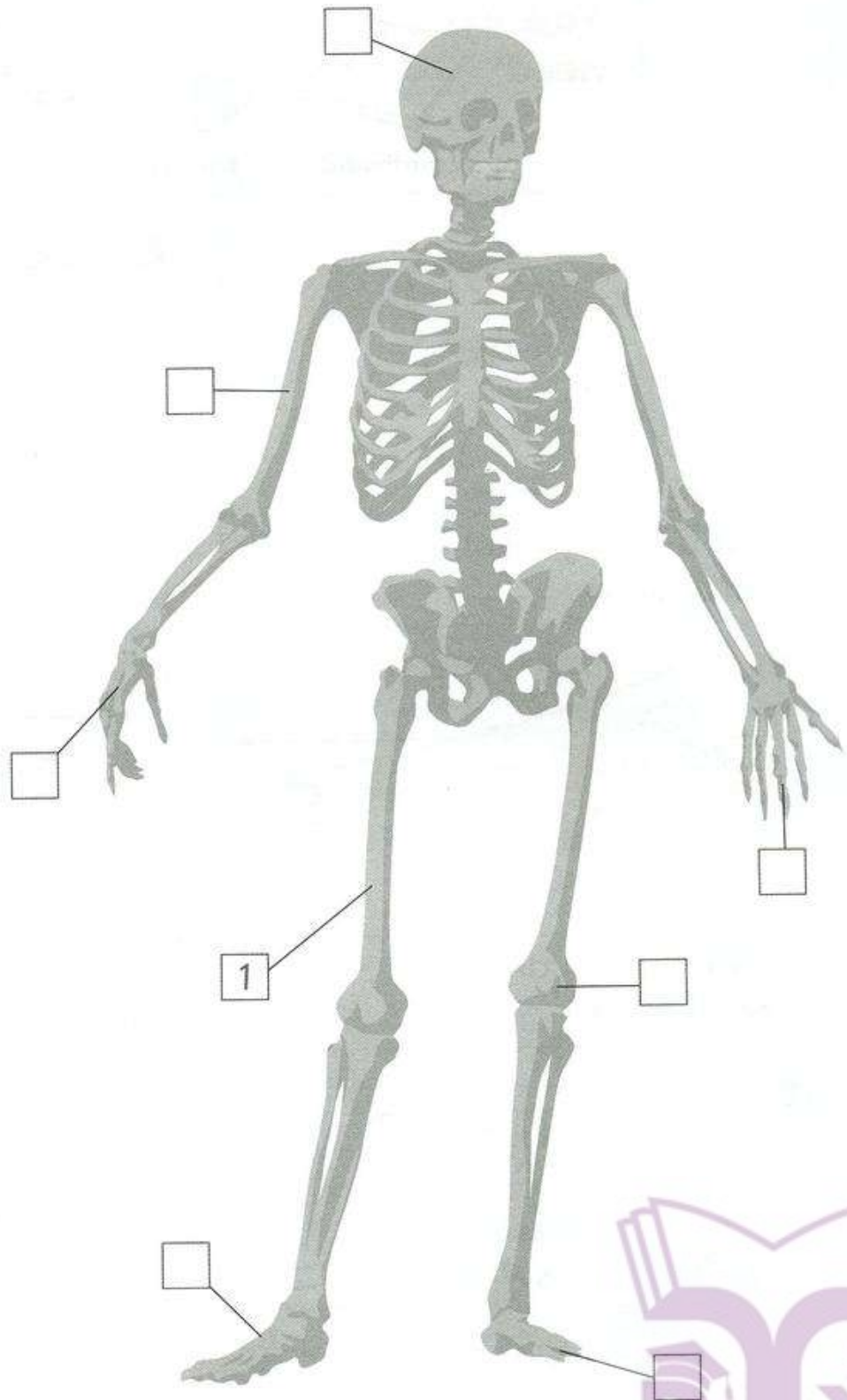


- 1 elephant
- 2 giraffe
- 3 dolphin
- 4 tiger
- 5 lizard



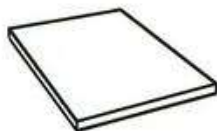
1 Think! Write the numbers.

- 1 leg
- 2 arm
- 3 knee
- 4 head
- 5 foot
- 6 hand
- 7 toe
- 8 finger



1 Make a robot mask.

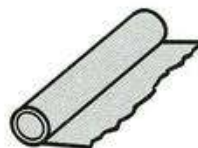
You need



cardboard



scissors



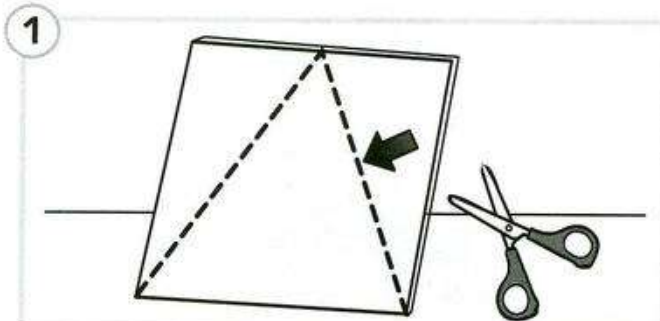
foil



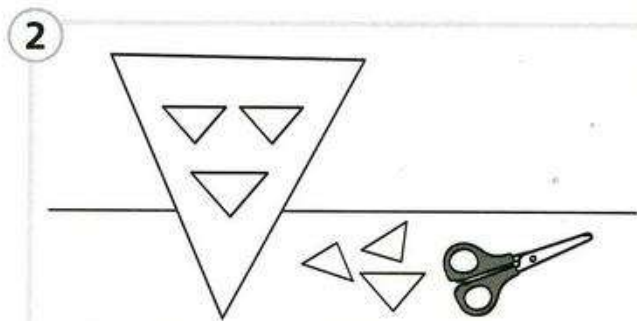
glue



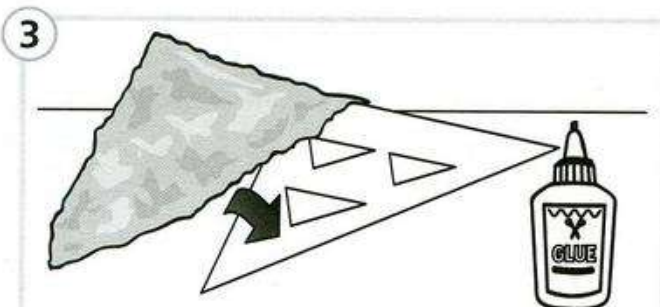
coloured pens



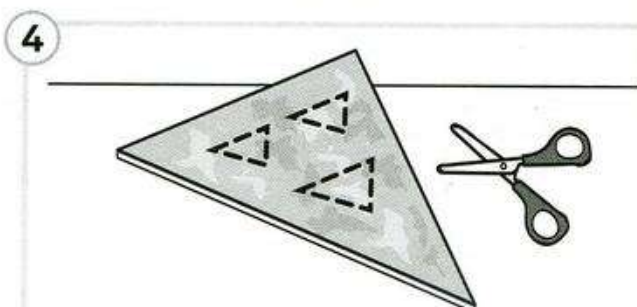
Cut a triangle out of the cardboard.



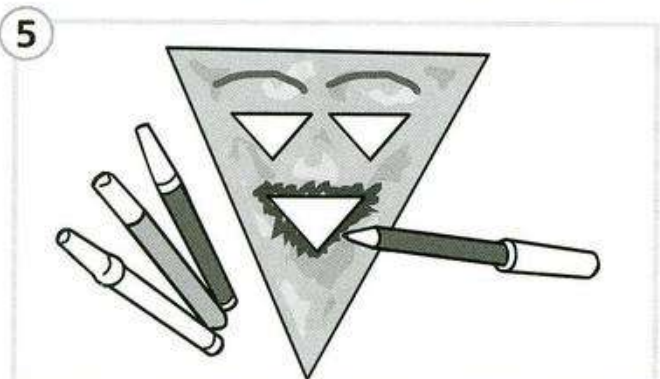
Your teacher cuts out eyes and a mouth.



Stick the foil onto the cardboard.



Cut the foil to make the eyes and mouth.



Colour the mask.



Now you have a robot mask.

My Super Mind

1 Draw and write examples of what you know.

1



I can dance.

2

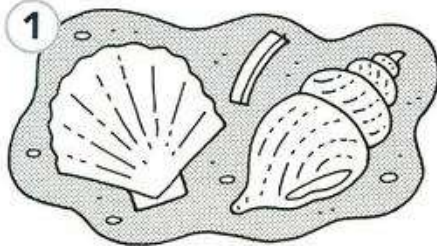
3

4




At the beach


1 Write the words.




look for shells _____




take a _____



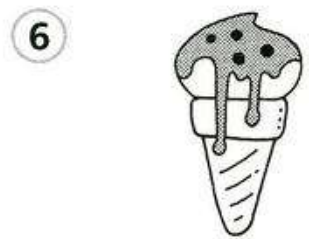
catch a _____



paint a _____




listen to _____



eat _____



read a _____



make a _____

2 Read. Then write and draw.



I'm eating ice cream.



1 Complete the sentences with the words.

make read read make catch

- 1 A: Let's read a book.
B: Good idea.
- 2 A: Let's _____ a book.
B: Sorry, I don't want to.
- 3 A: Let's _____ a sandcastle.
B: Good idea.
- 4 A: Let's _____ a sandcastle.
B: Sorry, I don't want to.
- 5 A: Let's _____ a fish.
B: I'm not sure.

2 Match the pictures with the dialogues in Activity 1. Number the pictures.

4



1

Write more lines for the song. Draw pictures.



1 Let's play the guitar




2 Let's



3 Let's



4 Let's



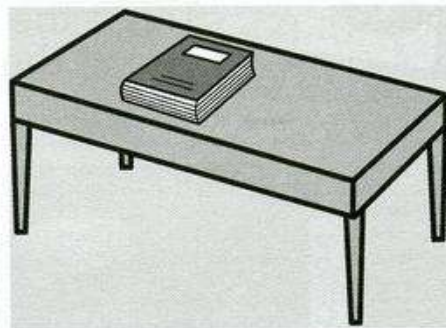






5 Let's




6 Let's

1 Think! Look at the pictures and match the questions with the answers.



- | | |
|--------------------------|------------------------------|
| 1 Where's the guitar? | a It's in the book. |
| 2 Where are the shells? | b It's in the sea. |
| 3 Where's the fish? | c They're on the sandcastle. |
| 4 Where are the birds? | d It's on his T-shirt. |
| 5 Where's the book? | e It's on the desk. |
| 6 Where's the shell? | f It's on the sandcastle. |
| 7 Where's the photo? | g It's on the desk. |
| 8 Where's the ice cream? | h They're in the box. |

1 ^{CD3}₄₄ Listen and tick (✓) the box.




2 Write the words.

Bye. See you at the top of the hill!

This is the end of the _____.

Now you can race to the top, _____!

What a _____ idea!




3 **Think!** Write the numbers.




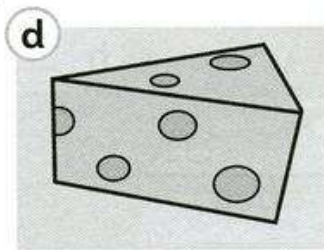

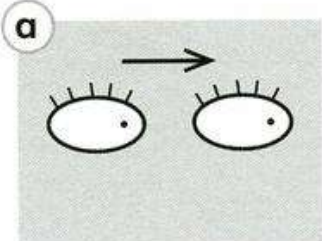
A race is not a good idea. Let me try. 1 Wait and see.



1 Values Look and circle.




2 CD3 46 Write and match. Listen and say.



- 1 three
- 2 b__ch
- 3 s__
- 4 p__s
- 5 r__d
- 6 ice cr__m
- 7 __t
- 8 ch__se

Listen and write the names.

Kay Pip Tom Bob Jim Sue Liz Mia



- 1 Read this. Choose a word from the box. Write the correct word next to numbers 1–5.



It's a lovely day on the beach. The sun is hot and the
 (1) _____ is cool. There are lots of children on the beach. One
 boy is making a (2) _____. It's very big. There is a little girl.
 She is wearing a (3) _____ on her head and she is eating an
 (4) _____. There is a man. He is playing a (5) _____.

What a lovely day at the beach!



shell



sun



hat



sea



guitar



castle

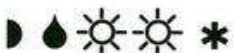


sandcastle



ice cream

1 Think! Use the code to write the words.

1  s u n n y

2  _____
















3  _____

4  _____

5  _____

6  _____

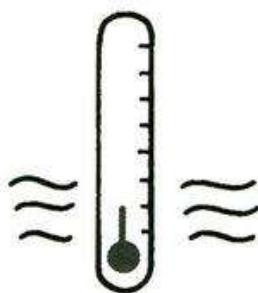
Code

a = 	h = 	o = 	u = 
c = 	i = 	r = 	w = 
d = 	l = 	s = 	y = 
g = 	n = 	t = 	

2 Write the words.



1 cloudy



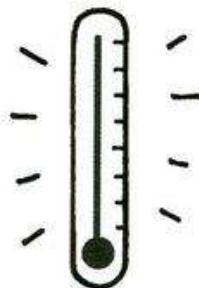
2 _____



3 _____



4 _____




5 _____

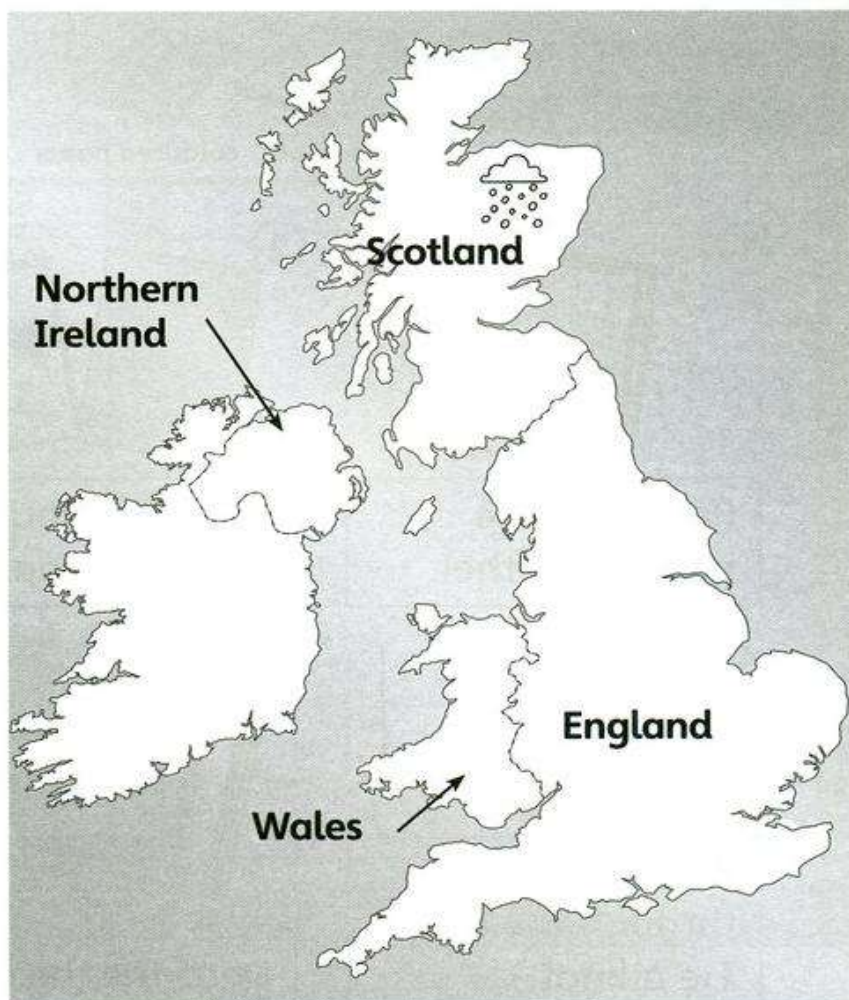


6 _____

1 Read and draw the symbols on the map.



- 1 It's snowing in Scotland and it's cold.
- 2 It's cold and cloudy in Wales.
- 3 It's raining and cloudy in England.
- 4 It's hot and sunny in Northern Ireland.



2 Read. Then write a postcard to your friend.

Dear Tom
How are you?
It's cloudy
and cold
today.
Bye,
Sam





1 Make a holiday scrapbook.

You need




1




Put the white paper together.

2




Put the coloured paper on top.

3




Make two holes in the paper.

4



Put the string through the holes. Tie a knot.

5



Decorate the cover.

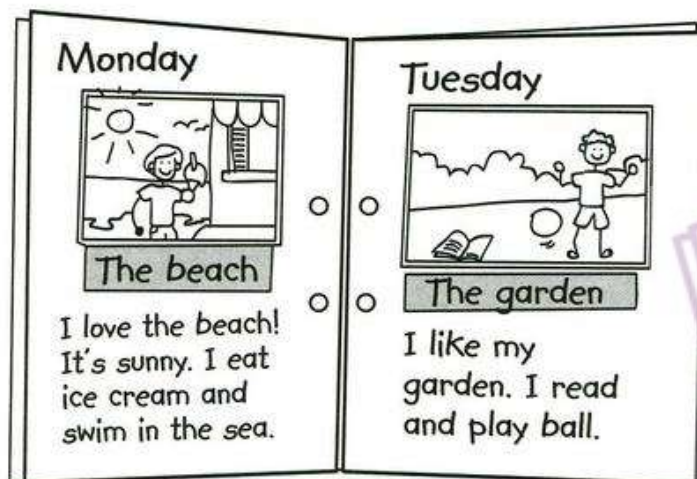
6



Now you have a holiday scrapbook.


2

Draw pictures or stick in photographs. Write sentences.



My Super Mind


1 Draw and write examples of what you know.




Goodbye ice cream!



Two horizontal lines for writing.



Two horizontal lines for writing.



Two horizontal lines for writing.



Friends

nine two ~~one~~ seven four five three eight ten six



one



1

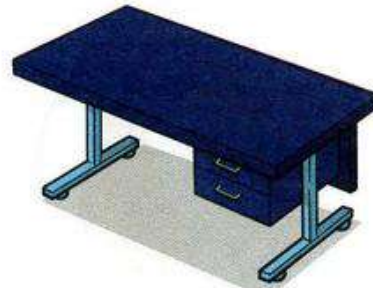
At school

notebook bag ruler desk book
pencil case pencil rubber pen



bag _____



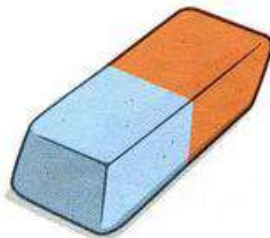








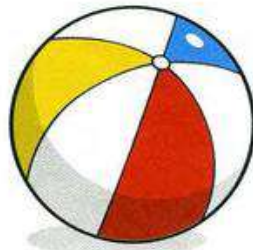








Let's play!

car doll kite ball computer game
plane go-kart bike monster train





ball




rat duck frog lizard cat elephant spider dog




cat




chicken peas carrots pizza cheese sandwich
 apples sausages cake steak bananas





apples _____








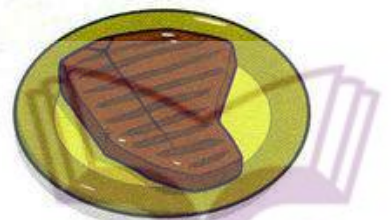












nineteen ~~eleven~~ twelve eighteen fourteen
fifteen thirteen seventeen twenty sixteen

11

eleven

12

13

14

15

16

17

18

19

20

Free time

Monday Friday Sunday Tuesday
Wednesday Saturday Thursday

Monday



Tuesday



Wednesday




Thursday




Monday

Friday



Saturday



Sunday



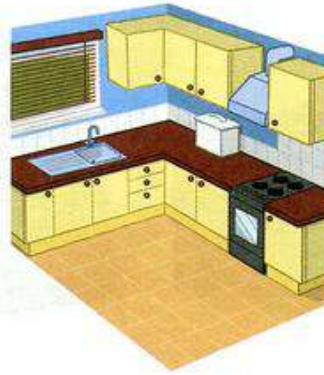
6

The old house

dining room living room cellar bedroom
kitchen bathroom hall stairs



bathroom




Get dressed!

shorts socks jeans cap trousers
skirt T-shirt shoes jacket sweater



cap _____















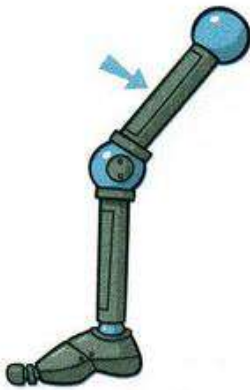





leg arm toes head fingers hand knee foot



arm _____



At the beach

paint a picture catch a fish take a photo listen to music
eat ice cream read a book look for shells make a sandcastle



catch a fish



Super Minds

Workbook 1
with Online
Resources

Are you ready to
become one of the Super Minds?

This exciting seven-level course, from a highly experienced author team, enhances your students' thinking skills, improving their memory along with their English.

- 🍌 Develop creativity with art and craft activities
- 🍌 Explore social values with lively stories
- 🍌 Encourage cross-curricular thinking with fascinating 'English for school' sections
- 🍌 New online games and activities offer extra grammar, vocabulary and reading practice – all the students' online work can be tracked and reviewed by the teacher.


This Workbook features a page of activities to accompany each page of the Student's Book.

FREE extra resources can be downloaded from
www.cambridge.org/elt/superminds

Super Minds Level	CEFR Level	Cambridge ESOL exams
Level 6	A2 – B1	Towards Preliminary for Schools
Level 5	A2	Flyers / Key for Schools
Level 4	A1	Movers
Level 3		Starters
Level 2		
Level 1		
Starter		

Level 1


Student's Book with DVD-ROM
Workbook with Online Resources Class Audio CDs
Teacher's Book Flashcards
Teacher's Resource Book Presentation Plus and
with Audio CD Interactive DVD-ROM



ISBN 978 0521 00705 4



ISBN 978 0521 74860 5



ISBN 978 0521 73180 5

Includes full-
colour picture
dictionary!



CAMBRIDGE
UNIVERSITY PRESS
www.cambridge.org

ISBN 978-1-107-48295-1



9 781107 482951 >