


OXFORD

6

LET'S GO

5th Edition

WORKBOOK



Ritsuko Nakata
Karen Frazier
Barbara Hoskins

Bookkand.com

WORKBOOK

6

LET'S GO

5th Edition



Ritsuko Nakata Karen Frazier Barbara Hoskins

OXFORD
UNIVERSITY PRESS






A Read and number.



- | | |
|--|--|
| 1. <input type="checkbox"/> Scott: It's Paula's scarf. | 2. <input type="checkbox"/> Scott: No, it isn't. I think it's Kevin's hat. |
| <input type="checkbox"/> Scott: She's the girl over there. | <input type="checkbox"/> Scott: They're hers, too. |
| <input checked="" type="checkbox"/> 1 Kate: Whose scarf is that? | <input checked="" type="checkbox"/> 1 Kate: Whose mittens are those? |
| <input type="checkbox"/> Kate: Which girl is Paula? | <input type="checkbox"/> Kate: Is that her hat? |

B Connect and write.

- Whose hat is that?
It's his.
- Whose mittens are those?
They're _____.
- Whose scarf is that?
_____.



C Write.

1. It's her hat. It's hers.
2. That's my coat. That's _____.
3. It's Matt's car. It's _____.
4. Those are my gloves. Those are _____.
5. Is that your scarf? Is that _____?
6. It's Anna's computer. It's _____.

mine
yours
his
hers

D Make sentences. Match and connect.


1. It's Jack's belt.
It's his belt. It's his.



Emily



2. It's Emily's scarf.



Alex



3. They're Megan's glasses.



Jack



4. They're Tom's boots.



Megan



5. It's Alex's watch.




Tom



✓ Parent's signature: _____

Let's Learn



A Match.

1. watering ●

3. feeding ●

5. writing ●

2. talking ●

4. reading ●

6. writing ●

● a textbook

● the fish

● the plants


● an essay

● on the board

● to the teacher

B Look at A. Write.

1. Which girl is Anna?



She's the girl who is watering
the plants.

2. Which boy is Mark?



He's the boy _____

3. Which girl is Emma?




She's the girl _____

4. Which boy is Bob?



He's the boy _____

C Write *True* or *False*.



1. Which girl is Sue?
She's the girl who is talking to the teacher. True
2. Which girl is Tina?
She's the girl who is reading a textbook. _____
3. Which boy is Tom?
He's the boy who is writing on the board. _____
4. Which girl is Lucy?
She's the girl who is writing an essay. _____
5. Which boy is Mario?
He's the boy who is feeding the fish. _____
6. Which boy is Doug?
He's the boy who is watering the plants. _____

D Look at C. Correct the false sentences.

Tina is the girl who is feeding the fish.

✓ Parent's signature: _____

Let's Learn More



A Look and write.

- | | | |
|---------------------|---------------------------|---------------------|
| drinking some water | playing a game | reading a magazine |
| sitting on a bench | talking on his cell phone | walking in the park |



talking on his cell
phone











B Unscramble and match.

1. it started to rain / in the park / was walking / when / She
She was walking in the park when it started to rain.




2. was sitting / it started to rain / on a bench / He / when



3. on his cell phone / He / it started to rain / when / was talking



C Read and write.



What was he doing when it started to rain?

1. He was playing a game when it started to rain.

3. He was

What was she doing when it started to rain?

2. She was

4. She was

D Answer the questions.



What was she doing when she heard the noise?

She was



What was he doing when he saw the skunk?

He was

✓ Parent's signature: _____



A Read.

Making Chocolate Ice Pops

I'm Lisa and I love ice pops! Yesterday, Abby, Kevin, and I made chocolate ice pops together. I took some pictures.



Abby is the girl who is mixing chocolate powder with milk. Kevin is the boy who is putting straws into cups.



We poured the chocolate milk into cups. Then we waited for the ice pops to freeze. We were playing video games when we started to get hungry. We looked, but the ice pops weren't frozen yet.

Review Words

chocolate	milkshakes
poured	delicious



They weren't ice pops. They were chocolate milkshakes, but they were delicious!

B Answer the questions.

1. Who made the ice pops?

2. What were the kids doing when they started to get hungry?


3. What was Abby mixing with milk?

4. How were the milkshakes?

C Check the correct answer.

1. What does *poured* mean?

A



B



2. Which one is a milkshake?

A



B



3. Which one is delicious?

A



B



D What about you? Write.

1. Have you ever eaten chocolate ice pops? How were they?

2. What is your favorite flavor of milkshake?

✓ Parent's signature: _____

Unit 2

At the Aquarium Let's Talk



A Read and write.

They were beautiful.
They were scary!

But I'm tired now.
What a great day!

Jenny: _____

Andy: It sure was! _____

Jenny: Me, too. We really walked a lot.

Andy: What did you like best?


Jenny: I think I liked the zebras best.

Andy: _____


Jenny: What about you?

Andy: I liked the jaguars.


Jenny: _____



B Complete the sentences.



1. She was _____.



2. The jaguars were _____.

C Circle the answer.

Abby went to the aquarium.

1. The penguins were amazing.

a. She was amazed.

b. She was amazing.

3. The rides were exciting.

a. She was exciting.

b. She was excited.

2. The sharks were scary.

a. She was scary.



b. She was scared.

4. The day was tiring.

a. She was tiring.


b. She was tired.

D Look at C. Match and number.



✓ Parent's signature: _____


Let's Learn



A Find and circle the words. Label the pictures.

o d a q u a r i u m p e
s h a r k e x h i b i t
u k n m l e c t u r e x
n t o u r o c t o p u s

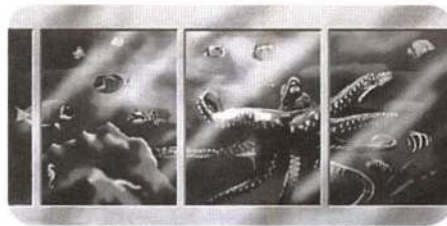
aquarium tour
shark lecture
octopus exhibit



1. _____

2. _____

3. _____



4. _____

5. _____

6. _____

B Unscramble.

1. octopus / amazing / The / was

2. tiring / tour / was / The

3. boring / The / was / exhibit

4. The / were / sharks / scary

5. aquarium / was / exciting / The

6. interesting / The / was / lecture

C Make two sentences for each picture.



1. amazed / amazing

He was amazed.

The exhibit was _____.



2. scared / scary

The sharks were _____.

She was _____.



3. excited / exciting

He was _____.

The octopus was _____.



4. interested / interesting

The tour was _____.


They were _____.

D Complete the sentences. Use the words in the box.

amazing tired boring excited



1. He was _____.



2. The lecture was _____.



3. She was _____.



4. The exhibit was _____.


✓ Parent's signature: _____

Let's Learn More



A Look and write.




jellyfish pedal boat ride sea turtle squid video



1. video

2. _____

3. _____



4. _____

5. _____


6. _____

B Complete the sentences.


is → was are → were




1. He said the ride was exciting.



2. She said the sea turtles _____.



3. She said _____.



4. He said _____.

C Answer the questions.

1.

The pedal boats are exciting.




What did she say?

She said the pedal boats _____

2.

I'm bored.



What did he say?

He said he was _____

3.

The video is interesting.




What did she say?

She said _____

4.

The octopus is scary.



What did he say?

He said _____

5.

I'm amazed.



What did she say?

6.

I'm tired.



What did she say?


✓ Parent's signature: _____




A Read.

Protecting Sea Animals

The aquarium is an exciting place. Many people come to the aquarium. They always say the exhibits are interesting. People can see amazing animals and learn how to protect them.



We need to reuse things because garbage is bad for sea animals, like turtles. Sometimes turtles see bags in the water. They think the bags look like jellyfish, and they eat them. The bags make the turtles sick.



Did you know that jellyfish are older than dinosaurs? Some jellyfish are bigger than people, and some are smaller than a coin.

Review Words

protect smaller than
bigger than garbage

B Answer the questions.

1. What can people learn at an aquarium?

2. What are some jellyfish bigger than?

3. Why do we need to reuse things?

4. What do people say about the exhibits?

C Check the correct answer.

1. Where do you see garbage?

A



B




2. What does *bigger than* mean?

A



B



3. Which means the opposite of *bigger than*?

A older than

B smaller than

D What about you? Write.

1. Have you ever gone to an aquarium? What did you learn?


2. What do you reuse?

✓ Parent's signature: _____

Let's Review



A Answer the questions.



What was he doing when it started to rain?

He was _____



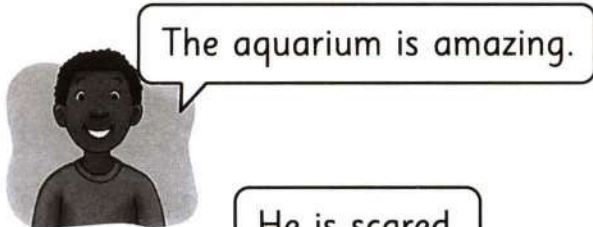
What was she doing when it started to rain?

She was _____

B Match.

- | | | |
|------------------------------|----------------------------|-----------------|
| 1. Whose scarf is it? ● | ● It's Mike's hat. ● | ● They're hers. |
| 2. Whose mittens are they? ● | ● They're Anna's socks. ● | ● It's hers. |
| 3. Whose hat is it? ● | ● They're Joe's mittens. ● | ● They're his. |
| 4. Whose socks are they? ● | ● It's Julie's scarf. ● | ● It's his. |


C Write the questions and answers.



1. What did he say?
He said the aquarium was amazing.



2. _____ ?



3. _____ ?

D Read and answer the questions.

The Secret Message

Todd found a message in his bag. It was a secret message from his friend Jim. They like to write in code. This code uses numbers instead of letters. Todd looked at the message from Jim. It said, "8, 9. 19, 5, 5 / 25, 15, 21 / 20, 15, 14, 9, 7, 8, 20. 16, 12, 5, 1, 19, 5 / 2, 18, 9, 14, 7 / 19, 15, 13, 5 / 19, 14, 1, 3, 11, 19. 6, 18, 15, 13, / 10, 9, 13"

Todd smiled and went to the kitchen to get some snacks.

1	2	3	4	5	6	7	8	9	10
A	B	C	D	E	F	G	H	I	J

11	12	13	14	15	16	17	18	19	20
K	L	M	N	O	P	Q	R	S	T

21	22	23	24	25	26
U	V	W	X	Y	Z

1. What does the message say? Hi.
2. Where did Todd find the message? _____
3. Why do Todd and Jim have a secret code? _____

E Write the messages. Use the code.

1. 4, 15 / 25, 15, 21 / 12, 9, 11, 5 / 3, 15, 4, 5, 19?
_____?

2. 16, 12, 5, 1, 19, 5 / 2, 18, 9, 14, 7 / 19, 15, 13, 5 / 3, 15, 15, 11, 9, 5, 19.

F Write your own secret messages. Use the code.

1. _____
2. _____

✓ Parent's signature: _____

Unit 3

Going Shopping

Let's Talk



A Write and match.


already I don't know.
 should DVD
 That's a great idea! any

1. **Jenny:** Hi, Scott. What are you doing here? •

Scott: I need a present for my brother.

Jenny: What are you going to get him?


Scott: _____



2. **Scott:** What should I get him? Do you have •
 _____ ideas?

Jenny: You could get him a kite. Or you could get
 him a _____.

Scott: He doesn't like kites, and he
 _____ has a lot of DVDs.




3. **Jenny:** How about a hat? •


Scott: _____ These hats
 are beautiful!

Jenny: I think you _____ get him this hat.

Scott: Yes! He'll love it.



B Complete the sentences.



You should get her a _____.



You should get him a _____.

C Match.

1. DVD ●

● a.



2. bracelet ●

● b.



3. cookbook ●

● c.



4. scarf ●

● d.



5. box of chocolates ●

● e.



6. book ●

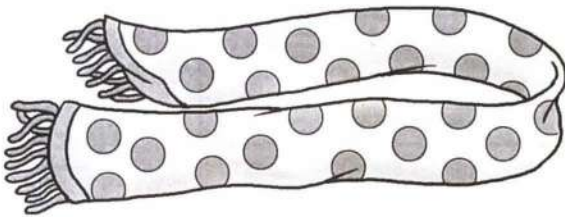
● f.



D Answer the questions.

1. What should she get her grandmother?

2. What should she get her brother?




She should get her a _____

She _____

3. What should she get her aunt?

4. What should she get her father?




✓ Parent's signature: _____

Let's Learn



A Write the words.



B Look and answer.

		
		
mother	father	sister

1. Should I get my mother earrings or a necklace?

You should get her _____


2. Should I get my father a book or golf clubs?

3. Should I get my sister a video camera or a ring?

C Answer the questions.



1. What should she get her father?
She should get him _____.



2. What should he get his mother?
He should get her _____.



3. What should she get her little sister?
She should _____.



4. What should he get his grandmother?
He should _____.



5. What should she get her brother?
_____.

D Complete the questions and answers.

1. **uncle**



What should they get him?
They should get him _____.

2. **mother**



What should they get _____?

3. **grandmother**



_____?

✓ Parent's signature: _____

Let's Learn More



A Write the past tense.

1. buy → bought

2. make → _____

3. send → _____

4. give → _____

5. show → _____

6. tell → _____

B Look at A and the words in the box. Write.

a drink a bracelet a picture
a present a T-shirt a story



She showed him a T-shirt.



He sent her _____.



She _____ her _____.



He _____ her _____.



He _____ him _____.



She _____ him _____.

C Write sentences.




1. What did he show her?

He showed her a T-shirt.



2. What did she give him?



3. What did he buy him?



4. What did she tell her?

D Draw a picture. Write what you did.



I _____

✓ Parent's signature: _____



A Read.


A Clean Beach



Volunteers have met on beaches around the world every autumn since 1986. This year, more than 500,000 people volunteered in 112 countries. They picked up more than 8,000,000 kilograms of trash.



What did volunteers pick up? They picked up a lot of straws, water bottles, cans, and bags. These things are very bad for birds and ocean animals because the animals eat them.



They also found some interesting things, like video cameras, brooms, computers, and TVs!



We should all help clean beaches. Clean beaches are safe for animals, and fun for everyone!

Review Words

volunteers

cans

beaches

countries

B Answer the questions.

1. How many people volunteered this year? _____
2. Why are bags bad for ocean animals? _____

3. What other things did the volunteers find on the beaches? _____
4. Why should we all help clean beaches? _____

C Check the correct answer.

1. Which one is a beach?

A



B



2. What does *pick up* mean?

A



B



3. Which ones is a can?

A



B



D What about you? Write.

1. Have you ever helped clean up a beach or park? Where?

2. Where do you put your bottles and cans?

✓ Parent's signature: _____



Unit 4

Around Town Let's Talk



A Complete the conversation. Use the words.

across from

They're over there

I see them!

Where are we now?

Do you know?

We're here.

1. **Scott:** Where's the music store? _____

Andy: No, I don't. Let's look at the map.

2. **Scott:** Here it is. It's _____ the food court.

Andy: _____



Scott: _____ We should go this way.

3. **Andy:** There's the music store. Where are the girls?

Scott: _____, next to the ice cream shop.

Andy: _____

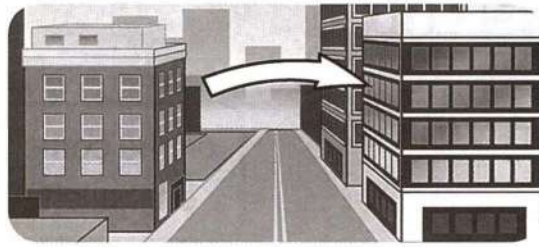
B Look at A. Number.



C Match.


1. next to ●

● a.



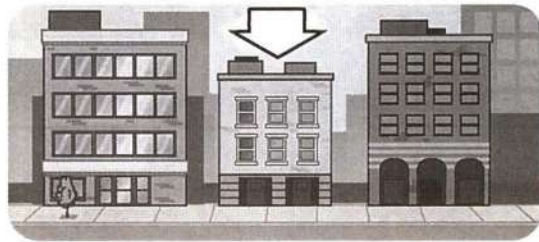
2. between ●

● b.



3. across from ●

● c.



D Complete the sentences.



1. Where's the game store?

It's across from the food court.

2. Where's the music store?

It's _____.

3. Where's the bookstore?

It's _____ the sports store and the bakery.

4. Where's the bakery?

It's _____.

5. Where's the sports store?


It's _____.

6. Where's the ice cream shop?

It's _____ the clothing store and the music store.

✓ Parent's signature: _____


Let's Learn




A Look and write.

on the corner around the corner on the right
on the left across the street from next to

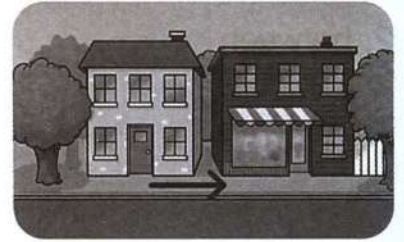
1. on the corner




2. _____




3. _____



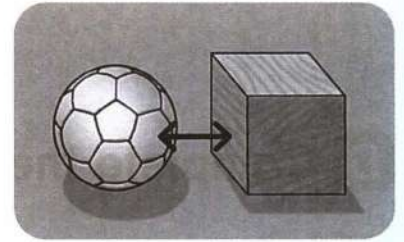
4. _____



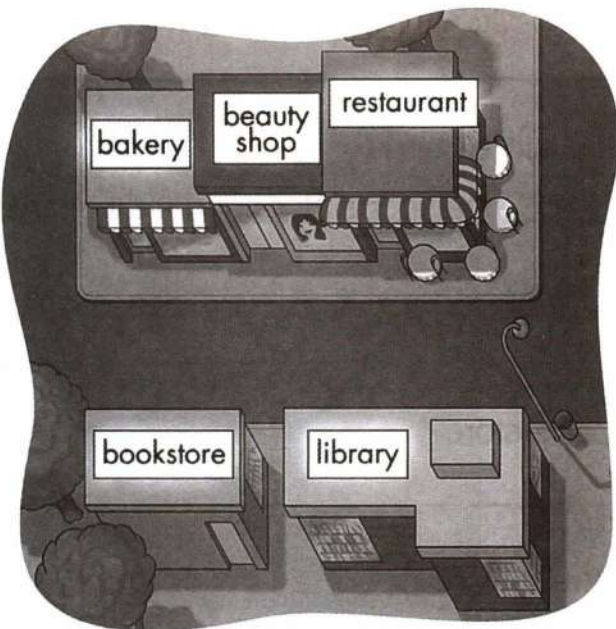
5. _____



6. _____



B Answer the questions.



1. Where's the bakery?

It's _____.

It's _____ the beauty shop.

It's _____ the bookstore.


2. Where's the restaurant?

It's _____.


It's _____ the beauty shop.

It's _____ the library.


C Look at the word box in A. Complete the sentences.




1. The gift shop is on the right.




2. The music store is _____.




3. The restaurant is _____
the ice cream shop.



4. The grocery store is _____
the library.



5. The library is _____.



6. The bank is _____.

D Answer the questions about your town.

1. Where is the library?

2. Where is the restaurant?

✓ Parent's signature: _____

Let's Learn More



A Unscramble.

1. og / hte / eorrnc / ot

Go

2. owt / slcokb / og

3. flet / nrut






4. og / ttihsarg

5. teh / sorsc / etetrs


6. rtun / gtihr

B Complete the crossword.

Down



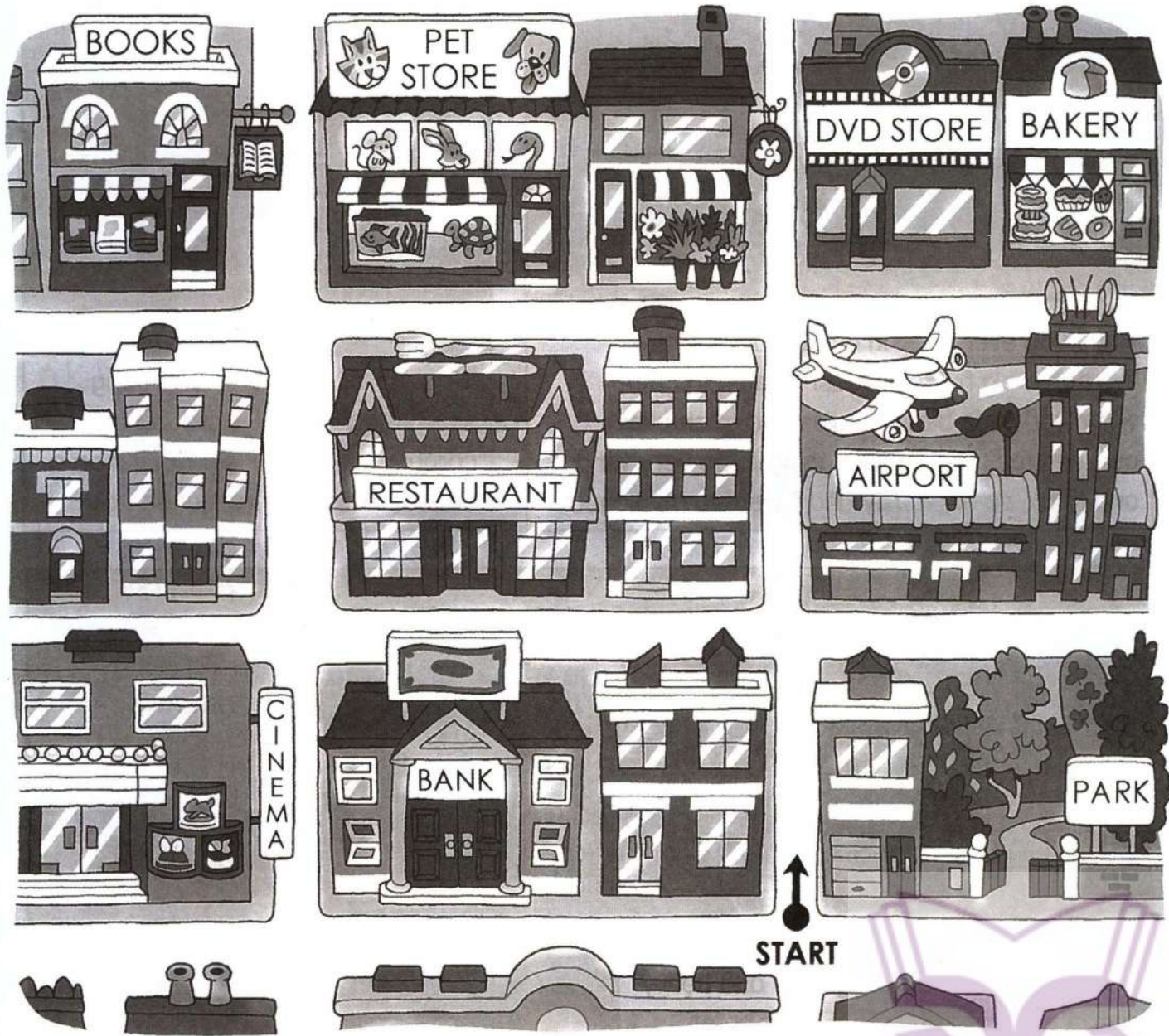
Across



C Draw the directions. Complete the questions.

1. How do I get to the DVD store?
2. How do I get to the _____ ?
3. How do I get to the _____ ?
4. How do I get to the _____ ?
5. How do I get to the _____ ?

- Go two blocks and turn right.
 Go one block and turn left.
 Go two blocks and turn left.
 Go one block and turn right.
 Go two blocks and turn left.
 Then go one block.



✓ Parent's signature: _____



A Read.

The Hurricane!



Have you ever been in a hurricane? I have! We had a big hurricane last week. First, the wind started to blow. Leaves and trash blew counterclockwise. It was going to be very windy and rainy, so my family and I went to my school.



My school is a safe place during storms. My school is around the corner from my house, but it's on a hill. It's next to a fire station, too.



The hurricane had strong wind and heavy rain. I was scared, but we were safe!

Review Words

windy strong
rainy heavy

B Answer the questions.

1. There was a hurricane last week. What happened first?

2. How did the leaves and trash blow?

3. Where is a safe place during storms?

4. What is the school next to?

C Choose the correct answer.

1. What does *counterclockwise* mean?

A



B



2. What does *safe* mean?

A



B



3. What does *strong wind* mean?

A



B



D What about you? Write.

1. Have you ever been in a hurricane? What did you do?

2. What is around the corner from your house?

✓ Parent's signature: _____

Let's Review




A Answer the questions.



1. What should she get her brother?



2. What should she get her grandmother?



3. What should she get her sister?



4. What should she get her uncle?

B Match.

1. buy

2. give

3. make

4. show

5. send

6. tell

•

•

•

•

•

•

•

•

•

•

•

•

told

bought

sent

showed

made

gave

C Draw.

1. Go two blocks.

Turn left.

Go to the corner.



2. Go straight.

Cross the street.

Turn right.



D Read and write.

theater text message prefer a while said

The Text Message

Sandra arrived at the bookstore. Kyle wasn't there. She waited for _____. Then she sent him a text message: *Where R U?* Kyle read the _____.

Then he wrote: *IM L8. C U in 10 minutes.*

Sandra called Kyle. She _____ that the movie started soon. "I _____ to meet at the _____ instead of the bookstore," she said.

"OK," said Kyle.

Sandra arrived at the movie theater. Kyle wasn't there. She sent him another _____ message:

Where R U?

Kyle read the message. Then he wrote: *PLS W8 4ME!*



E Write.

What did Sandra and Kyle's messages say?

1. Where R U? _____?
2. IM L8. C U in 10 minutes. _____.
3. PLS W8 4ME! _____!

IM L8 = I'm late.

R = are

W8 = wait

4ME = for me

C = see

PLS = please

U = you

F Write your own text messages. Use the code.

1. _____.
2. _____.

✓ Parent's signature: _____

Unit 5

Explore the World

Let's Talk



A Match.

1. Have you met Carlos? ●
 2. Where's he from? ●
 3. Does Carlos speak English? ●
 4. Have you ever been on a homestay? ●
- a. He's from Mexico.
 - b. Yes, he does.
 - c. Not yet, but I would like to go on one someday.
 - d. No, I haven't.

B Look at A. Write.



Andy: Have you met Carlos? He's the boy who is talking to Kate.

Scott: _____ Is he here on a homestay?

Andy: Yes, he is. He's staying with Kate's family.

Scott: _____ ?

Andy: He's from Mexico.

Scott: Does Carlos speak English?

Andy: _____. He speaks Spanish and English, too.

Carlos: _____ ?

Scott: Not yet, but I would like to go on one someday.



Let's Learn



A Find the words.

I	T	A	B	C	K	A	L	T	S
A	Q	I	T	A	L	I	A	N	I
M	F	T	A	O	M	S	K	T	T
P	O	R	T	U	G	U	E	S	E
I	F	Y	E	E	L	Y	E	U	F
T	B	V	A	N	G	K	C	A	R
A	P	R	R	T	C	A	N	I	A
L	P	Z	U	X	F	H	A	V	N
Y	O	D	B	R	A	Z	I	L	C
N	E	N	C	H	E	H	F	W	E

Brazil
Portuguese
France
French
Italy
Italian

B Write the sentences another way.

1. People in Brazil speak Portuguese.

Portuguese is spoken in Brazil.

2. Italian is spoken in Italy.

3. French is spoken in France.






4. People in Australia speak English.

5. People in Mexico speak Spanish.

6. Vietnamese is spoken in Vietnam.

C Complete the chart.

Italy English Mexico Portuguese

Vietnam	Australia		Brazil	
				
Vietnamese		Spanish		Italian

D Look at C. Answer the questions.

1. What language is spoken in Vietnam?

Vietnamese is spoken in Vietnam.

2. What language is spoken in Australia?

3. What language is spoken in Mexico?

4. What language is spoken in Brazil?

5. What language is spoken in Italy?

✓ Parent's signature: _____

Let's Learn More



A Unscramble, write, and match.

1. _____ •

clabk eabns

• a.



2. _____ •

storbuir

• b.



3. _____ •

team spie

• c.



4. _____ •

phigetats

• d.



5. _____ •

trascisons

• e.



6. _____ •

ceri odlenos

• f.



B Answer the questions.

Italy

Mexico

France

Brazil

1. Where are black beans eaten?

They're eaten in _____.

2. Where is spaghetti eaten?

It's eaten in _____.

3. Where are croissants eaten?

_____.

4. Where are burritos eaten?

_____.

C Complete the sentences.

Speak → is spoken
eat → is eaten, are eaten



1. French is spoken in France.
Croissants are _____.



2. Italian _____ in Italy.
Spaghetti is _____.



3. Portuguese _____



4. Vietnamese _____

D Answer the questions.

1. What language is spoken in your home?

2. What foods are eaten in your home?

✓ Parent's signature: _____



A Read.

Chocolate Every Day

Mexicans discovered cacao seeds a long time ago. Cacao seeds are used to make chocolate. Today, chocolate is eaten in almost every country around the world. World Chocolate Day is July 11th.



I'm Doug. My father works in a chocolate shop. Every day is Chocolate Day at my house! I love eating Italian chocolate on my bread for breakfast.

Sometimes my father brings chocolates home from his shop. I've eaten chocolate from France and Italy. I've eaten chocolate from Brazil and Mexico, too. The chocolates all taste different, but they are all delicious!



Review Words

country	every day
shop	breakfast

B Answer the questions.

1. Who discovered cacao seeds a long time ago?

2. Today, where is chocolate eaten?


3. What does Doug love to eat for breakfast?

4. What does Doug's father bring home from his shop?

C Choose the correct answer.

1. Which one is a country?

A



B



2. Which one is a shop?

A



B



3. Which one is breakfast?

A



B



D What about you? Write.

1. What kind of chocolate do you like?

2. Have you ever eaten chocolate from other countries? Which countries?

✓ Parent's signature: _____

Unit 6

Doing Things

Let's Talk



A Read and write.



Kate: I'm sorry I'm late.

Andy: That's OK.

Kate: How long have you been waiting?

Andy: Not long. Only _____.

Kate: Have you _____ bought your ticket?

Andy: _____, and I bought your ticket, too!

Kate: Wow, _____!

Kate: I'm excited to go on this ride!

Andy: Me, too. _____ heard it's amazing.

Kate: Really? I've heard it's _____.

Andy: Oh. Maybe it's scary and amazing.

scary
thanks
I've
a few minutes
Yes, I have
already



B Circle.




- a. She has already walked the dog.
 b. She hasn't walked the dog yet.



- a. She has already washed her hands.
 b. She hasn't washed her hands yet.



- a. He has already cleaned his desk.
 b. He hasn't cleaned his desk yet.



- a. He has already gone to the store.
 b. He hasn't gone to the store yet.




- a. He has already fed the cat.
 b. He hasn't fed the cat yet.



- a. She has already eaten dinner.
 b. She hasn't eaten dinner yet.


C Make sentences.



1. watched the movie

He hasn't _____

She _____




2. done his/her homework

He _____

She _____

✓ Parent's signature: _____

Let's Learn



A Write the words.

studied English
played soccer

lived in New York
had a cat

taught French
been at the hotel

1.



2.



3.



4.



5.



6.



B Write *for* or *since*.



1. She has studied English _____ three years.
2. He has been at the hotel _____ yesterday.
3. She has lived in New York _____ a long time.
4. He has taught French _____ last September.
5. She has played soccer _____ two years.
6. He has had a cat _____ last year.



C Circle the answer. Put an X on the mistake.

1. How long has she played soccer?
a. She has played soccer for three years. b. ~~She played~~ soccer for three years.
2. How long has he been at the hotel?
a. He has been at the hotel for 4:40. b. He has been at the hotel since 4:40.
3. How long has he studied English?
a. He has studied English for two years. b. He has been English for two years.
4. How long has he lived in New York?
a. He has lived in New York since last spring. b. He has lived in New York for last spring.
5. How long has she had a cat?
a. She has had a cat for February. b. She has had a cat since February.
6. How long has she taught French?
a. She has taught French for a long time. b. She has taught French since a long time.

D Look at C. Number.



✓ Parent's signature: _____

Let's Learn More



A Look and write.

talking on the phone
cleaning his room

visiting Bangkok
waiting

riding her bicycle
playing baseball

1.



He _____
for one hour.

2.




She _____
for 45 minutes.

3.



He _____
since Tuesday.

4.



He has been cleaning his room
since 4:00.

5.




She _____
for three and a half hours.

6.



She _____
since early evening.


B Answer the questions two ways.




1. How long has she been riding her bicycle?
She has been riding her bicycle for an hour and a half.
She has been riding her bicycle since 1:30.



2. How long has he been visiting Bangkok?
He has been _____ for
one week.
He has been



3. How long has she been playing baseball?



4. How long has he been talking on the phone?

C What about you? Write.

1. How long have you been studying English?


2. How long have you been _____?

✓ Parent's signature: _____




A Read.

Robot Tournament



I'm here at the All School Robot Tournament. This year, there are teams from 10 schools. Students work all year to get ready for the tournament.



Students have been building their robots since March. They wrote code to make the robots' arms and legs move. In the tournament games, the robots play soccer.



Kirk's robots won. I talked with him after the tournament. "I've been building robots for two years," he said. "I want to be an engineer when I grow up."



Review Words

robot
tournament

win → won
engineer

B Answer the questions.

1. How long have the students been building their robots?

2. What do they do to make a robot move its arms and kick its legs?


3. What game do the robots play?

4. What does Kirk think he'll be when he grows up?


C Choose the correct answer.

1. Which is a robot?

A



B



2. What does *win* mean?

A



B



3. Which is an engineer?

A



B



D What about you? Write.

1. Have you ever built a robot? What did it do?

2. What do you want to be when you grow up?

✓ Parent's signature: _____

Let's Review



A Complete the sentences.

- _____ is spoken in Brazil.
- _____ are eaten in Thailand.
- Croissants are eaten _____.
- Thai _____.
- Burritos _____.
- Italian _____.

B Check the correct answer.

1.



- A He has already fed the cat.
B He hasn't fed the cat yet.

2.



- A She has already eaten dinner.
B She hasn't eaten dinner yet.

C Correct the sentences. Write.

- He lives in New York for two years.
He has lived in New York for two years. _____
- She teaches Spanish for six months.

- He is at the hotel since yesterday.

- She has a cat since September.

- He studies English for five years.

- She is waiting since 4:30.

She has been
He has studied
She has taught
He has been
She has had
He has lived

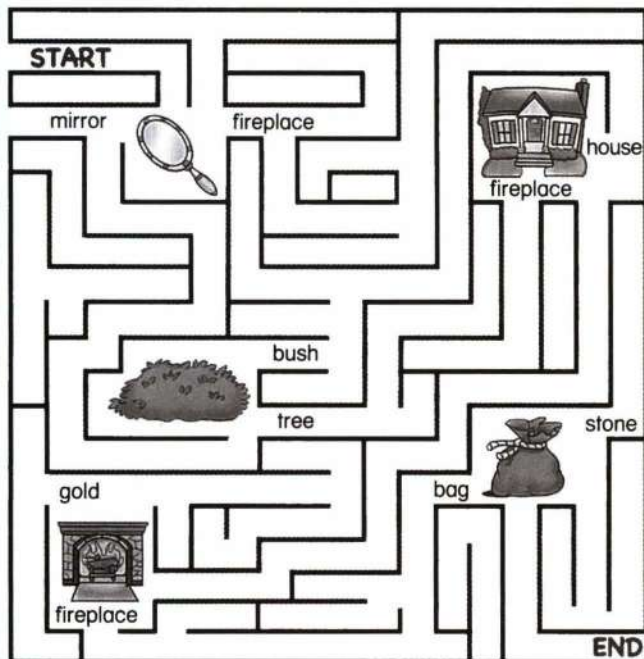
D Read and write.

fireplace returned Fool's Gold
stones backward gold

The Hidden Gold

Tim got a mirror message from his sister Lisa. Mirror writing is _____ . He looked at the message in a mirror to read it. It said, "Look for gold where it is hot." It was hot outside. He looked for _____ under a bush, but he didn't find it. He _____ to the house. He thought, "A fireplace is hot." He looked and found a bag next to the _____ . Inside, there was gold! Lisa saw him and laughed. She said, "Tim, you found _____ !" Tim asked, "What's Fool's Gold?" His sister said, "It's not real gold. Look. These are _____ ." They both laughed.

E Answer the questions. Complete the maze.



1. Where did Tim look to read the message?
in a _____
2. Where did Tim look outside for the gold?
under a _____
3. Where did Tim return?
to the _____
4. Where was the bag?
next to the _____
5. Where was the Fool's Gold?
in a _____

✓ Parent's signature: _____

Unit 7

About Me Let's Talk



A Match and number.



- A **Jenny:** Really? I don't believe it!
Andy: It's true. Sometimes I'm still shy.
Jenny: Me, too. I'm shy when I meet new people.



- B **Jenny:** How old were you in this photo?
Andy: I was seven.
Jenny: When did you learn how to ride a bike?
Andy: I was five.
Jenny: You looked cute!



- C **Jenny:** Is that you?
Andy: Yes, it is.
Jenny: Why were you hiding behind your grandmother?
Andy: I was shy.

B Draw and write. What were you like?



I was _____ years old.


I was _____



C Unscramble the words.

1. yhs shy _____
2. eeflurch _____
3. relyfind _____
4. googitun _____
5. usudiost _____
6. ogsreune _____

D Look at C. Write sentences. What are they like?




1. They are outgoing.




2. _____




3. _____



4. _____




5. _____



6. _____

✓ Parent's signature: _____

Let's Learn



A Write True or False.

Me



Age 1




Age 3



Age 5



Age 6



Age 7



Age 8

1. I learned how to walk when I was two. False
2. I learned how to read when I was five. _____
3. I learned how to write my name when I was one. _____
4. I learned how to tie my shoes when I was six. _____
5. I learned how to ride a bike when I was ten. _____
6. I learned how to ice skate when I was eight. _____

B Look at A. Answer the questions.

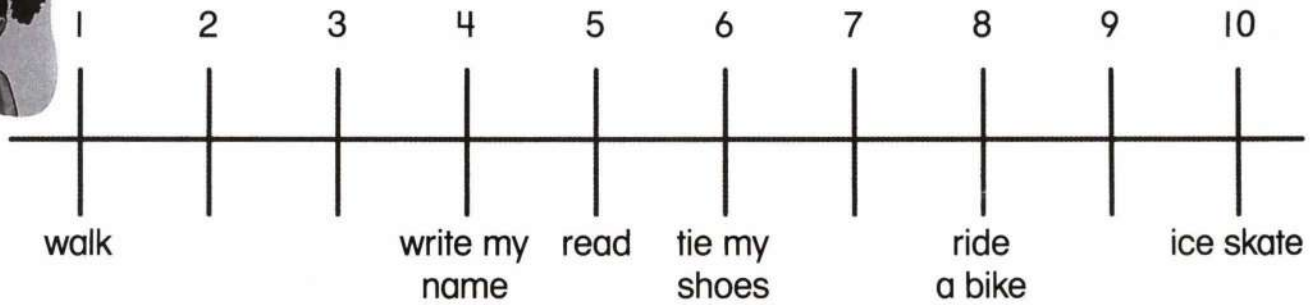
1. When did you learn how to walk?

2. When did you learn how to write your name?

3. When did you learn how to ride a bike?

C Answer the questions.

I learned how to walk when I was one.



1. When did she learn how to tie her shoes?

She learned how to _____ when she was _____.

2. When did she learn how to ride a bike?

3. When did she learn how to write her name?

4. When did she learn how to walk?

5. When did she learn how to ice skate?

6. When did she learn how to read?

D Answer the questions.



1. When did he learn how to do a somersault?



2. When did he learn how to ride a pony?

✓ Parent's signature: _____

Let's Learn More



A Match.

- | | | | |
|------------|--------------|----------------|------------------|
| 1. fly • | 2. drive • | • London | • golf |
| 3. speak • | 4. act • | • an orchestra | • more languages |
| 5. visit • | 6. run • | • a marathon | • a helicopter |
| 7. play • | 8. conduct • | • in a play | • a car |

B Look at A. Write.


1. I wish I could



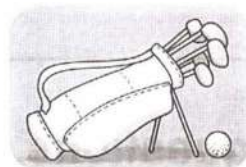
2. I wish I could



3. I wish I could



4. I wish I could



5. I wish I could



¡Buenos días!

6. I wish I could




C Look and write.

act in a play
play golf

run a marathon
drive a car

conduct an orchestra
fly a helicopter

What does he wish he could do?



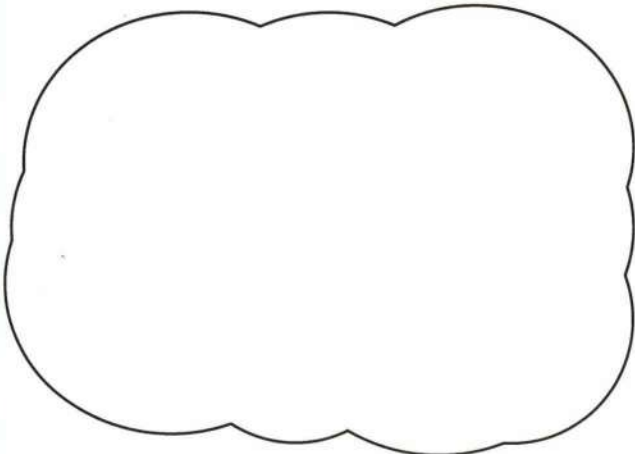
1. He wishes he could play golf.
2. He wishes he could
3.

What does she wish she could do?



1. She wishes she could
2.
3.

D What about you? Write and draw.



1. I wish I could
2.
3.

✓ Parent's signature: _____



A Read.

Helen Keller

Helen Keller was born in 1880. She lost her sight and hearing when she was two. When Helen was six, a teacher taught Helen how to speak with her hands.



Helen was outgoing and loved to learn. She worked hard to learn braille at school. Braille is a writing system for sightless people. Helen learned braille in five languages.



Helen went to the World's Fair for the first time in 1893. She wished she could travel around the world. She got her wish! She visited 39 countries.



Review Words

hearing speak
world travel

B Answer the questions.

1. When did Helen Keller lose her sight and hearing?

2. How old was Helen when her teacher taught her how to speak with her hands?

3. What did Helen work hard to learn at school?

4. What did Helen wish she could do?

C Choose the correct answer.

1. Which picture shows hearing?

A

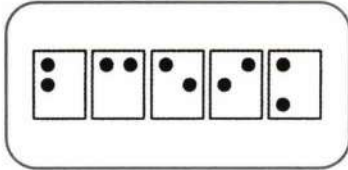


B




2. Which one is braille?

A



B



3. What does *speak with your hands* mean?

A



B



D What about you? Write.

1. Can you speak with your hands? What can you say?

2. How many languages can you speak?

✓ Parent's signature: _____


Unit 8

In the Future Let's Talk



A Complete the conversation. Use the sentences.

Where would you go?
I'd like to see the pyramids.
I'd like to see penguins.
I would go to Antarctica.



Jenny: If you could go anywhere,
where would you go?

Scott: _____

Jenny: Why?

Scott: _____

Scott: What about you? _____

Jenny: I would go to Egypt.

Scott: Why?

Jenny: _____

B Write ✓ or X. Get a partner. Ask and answer.

1. If you could go anywhere, where would you go?

I would go to

- the moon.
- the Amazon jungle.
- the equator.

2. If you could go anywhere, where would you go?

I would go to

- the pyramids of Egypt.
- Mt. Everest.
- the bottom of the ocean.




C Make sentences.


If you could go anywhere, where would you go?



the bottom of the ocean
the Amazon jungle
Mt. Everest
the moon
the pyramids of Egypt
the equator




I would go to the Amazon jungle.





✓ Parent's signature: _____

Let's Learn



A Complete the crossword.

Across

2.



If I could do anything,
I'd meet a _____.

4.



If I could do anything,
I'd buy a _____.

5.



If I could do anything,
I'd buy a _____.

7.



If I could do anything,
I'd go to _____.

6.



If I could do anything,
I'd go _____.

8.



If I could do anything,
I'd go to _____.

Down

1.




If I could do anything,
I'd go _____.

3.



If I could do anything,
I'd meet a _____.




B Look at the pictures. Complete the sentences.

go to Antarctica
go to Mars

go skydiving
buy a motorbike


buy a pony
meet a sports star

meet a TV star
go kayaking



If you could do anything, what would you do?

1. I'd buy a pony.
2. _____
3. _____
4. _____



If you could do anything, what would you do?

5. I'd _____
6. _____
7. _____
8. _____


✓ Parent's signature: _____


Let's Learn More





A Follow the maze. Circle the correct word.


START


1.  Mars Antarctica


2.  shy outgoing


3. fly a helicopter run a marathon 


4. amazing scary 


5. scarf necklace 

6. skydiving kayaking 

7. Thai Mexican 

8. talking on the phone playing baseball 

9. motorbike pony 

10. juggler TV star 

END

B Write. Use the information in A.

1. If you could go anywhere, where would you go?

I'd go to _____.

2. What are they like?

They are _____.

3. What do you wish you could do?

I wish I could _____.

4. She is amazed.

The penguins are _____.

5. What should he get his sister?

He should get her a _____.

6. If you could do anything, what would you do?

I'd go _____.

7. She's from Mexico.

She's _____.

8. He's been _____ for twenty minutes.

9. If you could do anything, what would you do?

I'd buy a _____.

10. If you could do anything, what would you do?

I'd meet a _____.


✓ Parent's signature: _____



A Read.

What Would You Do?

Kurt




If I could go anywhere, I'd go to Hawaii. I'd love to see a rainbow over a waterfall.



I'd wear my purple swimsuit and go swimming in the ocean. I could take my underwater camera and take pictures of sea turtles and dolphins.

Lori



If I could do anything, I'd work on Mars. I want to be a scientist. It would be really interesting to work on Mars.



I could take my French horn. Then I could play music on Mars, too!

Review Words

rainbow swimsuit
waterfall scientist

B Answer the questions.

1. If Kurt could go to Hawaii, what would he see?

2. What could he do in the ocean?

3. If Lori could be a scientist, where would she work?

4. What could Lori take to Mars?

C Check the correct answer.

1. Which one is a rainbow?

A



B



2. Which one is a swimsuit?

A



B




3. What does *underwater* mean?

A



B



D What about you? Write.

1. If you could go to Egypt, what would you see? _____

2. If you could meet a sports star, who would you meet? _____

✓ Parent's signature: _____

Let's Review




A Write the questions and answers.

1. one year old



2. six years old



When did she learn how to _____ ? _____ ?

B Look and write. What do you wish you could do?



1. _____
2. _____
3. _____
4. _____



C Answer the questions.

1. If you could go anywhere, where would you go?

I would _____



2. If you could do anything, what would you do?



D Read and write.

The Surprise Party



Freddy was invited to a party for his friend Julia. The invitation said the party was at Summer Park, but Freddy didn't know where the park was. And there wasn't a phone number on the _____.

He opened a _____ on his computer. He typed in "Summer Park" and the name of his town. "Wow! Here's my _____!" he said. He zoomed in. He _____ in some more. He found Summer Park.

"Now I know where Summer Park is!" he said. He looked at the streets and _____ how to get there. Then he took his _____ and card for Julia and rode his bicycle to the park.


figured out
zoomed
website
present
invitation
neighborhood

E Look at D. Number.



F Write the message.

Freddy gave Julia a card with a secret message. What does it say?



✓ Parent's signature: _____



A Confusing Phone Call

A Read. Circle the names.

One warm spring afternoon, Eileen was feeding her fish when the telephone rang. "Hello," she said. "Hello?" No one answered. Later, she was reading a magazine when the telephone rang again. "Hello," she said. "Hello?" No one answered. When the telephone rang again, she was eating dinner. "Hello," she said. "Hello?" But no one answered.



She was confused. She called her friend Brandi. No one answered. Then she got a text message from Brandi. It said, "Hi, Eileen. I called you, but my phone isn't working. Do you want to go to the aquarium on Saturday?" Eileen laughed.

B Answer the questions.

1. How many times did Brandi call Eileen?

2. What was Eileen doing when the telephone rang the first time?

3. What was Eileen doing when the telephone rang the third time?

C Write another story. Use your own ideas.

One _____ afternoon, _____ when

Making Plans

A Read and number.

Hi Jake,

Here's my plan for Paul's birthday.

Then, we'll go to the store.

Next, we'll buy him a present.

Finally, we'll go to his house and yell, "Surprise!"

First, I'll ride my bicycle to your house.

Should we get him a DVD or a skateboard?

I'll come to your house at 1 p.m. on Saturday. OK?

Your friend, Douglas

B Circle.

- What should Jake and Douglas buy Paul?
 - a DVD or a skateboard
 - a scarf or a DVD
- Does Paul know the plan?
 - Yes, he does.
 - No, he doesn't.
- When will Douglas go to Jake's house?
 - on Saturday afternoon
 - on Monday morning

C Write about your plan.

Hi _____,

Here's my plan for _____. First, _____

Finally, _____

Your friend,

✓ Parent's signature: _____

How Do I Get to... ?

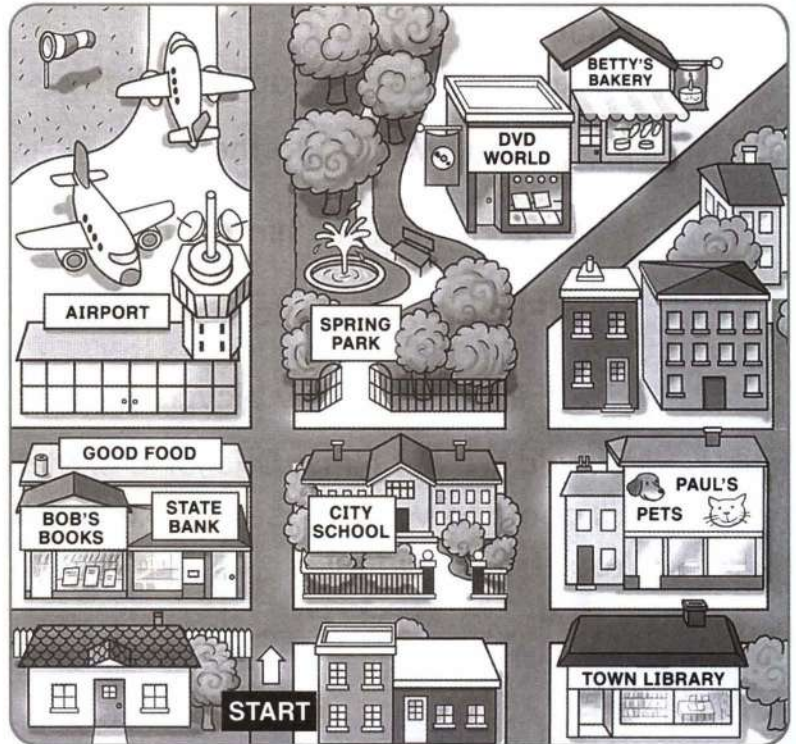
A Follow the directions. Write.

1. Cross the street.
Go one block.
Go straight.

Where are you?

2. Go to the corner.
Turn right.
Cross the street.

Where are you?



B Look at the map. Write.

1. _____ is next to Bob's Books.
2. _____ is across the street from the Town Library.
3. _____ is around the corner from Spring Park.
4. DVD World is next to _____.

C Choose two places on the map. Write directions.

1. Place: _____

Directions: _____

2. Place: _____

Directions: _____

Homestay

A Read and write.

Rice Thailand homestay Thai noodles

Hi Mom and Dad,

I am happy with my _____: Mali and her family are very nice.

Thailand is amazing. _____ and _____
are eaten here.

They are delicious! Thai is spoken in _____. My
_____ is good, but I need to learn more words.

Love, Gina

B You are on a homestay. Choose a country and a food.

1. If I could go anywhere, I would go to _____.
2. If I could eat anything, I would eat _____.

C Look at B. Write an email. Use your own ideas.


Dear _____,

I am on a homestay in _____ eaten here.

_____ is spoken here. _____

Love,

✓ Parent's signature: _____



Explore Food

A Read and write.

Mayans ancient popular inside

Gum Facts

Gum is very popular. Where is it from? Many _____ people liked gum. In the past, gum was made from plants and trees. In Mexico, _____ made gum from the _____ of big, green trees. In the 1860s, Mexicans brought gum to the United States. Now it is _____ all over the world! Do you like gum?



B Match.

- | | |
|------------------------------|---------------------|
| _____ 1. its name | a. plants and trees |
| _____ 2. where it's from | b. gum |
| _____ 3. what it's made from | c. Mexico |

C Write about a popular food.

Its name: _____

Where it's from: _____

What it's made from: _____

What I've Been Doing

A Read. Write *for* or *since*.

Amelia's Page



Hi! I'm Amelia. I'm a student. I have been studying English _____
2009. I've been living in Australia _____ three years. I love it here! I
can play the piano, too. I've been taking piano classes _____ last
June. I'm very busy today. I've been writing _____ 2:00. I've been
putting pictures on my website _____ one hour. The phone has been
ringing _____ two minutes. I should answer it! Bye!

B Answer the questions.

1. How long has Amelia been living in Australia? _____
2. Has Amelia already started taking piano classes? _____
3. Has she answered the phone yet? _____

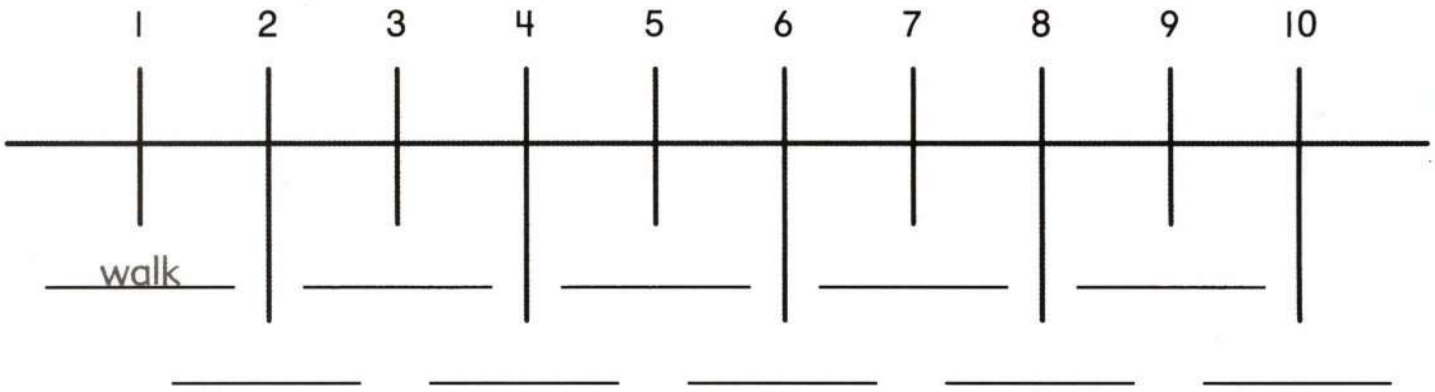
C What about you? Write.

Hi! I'm _____

✓ Parent's signature: _____

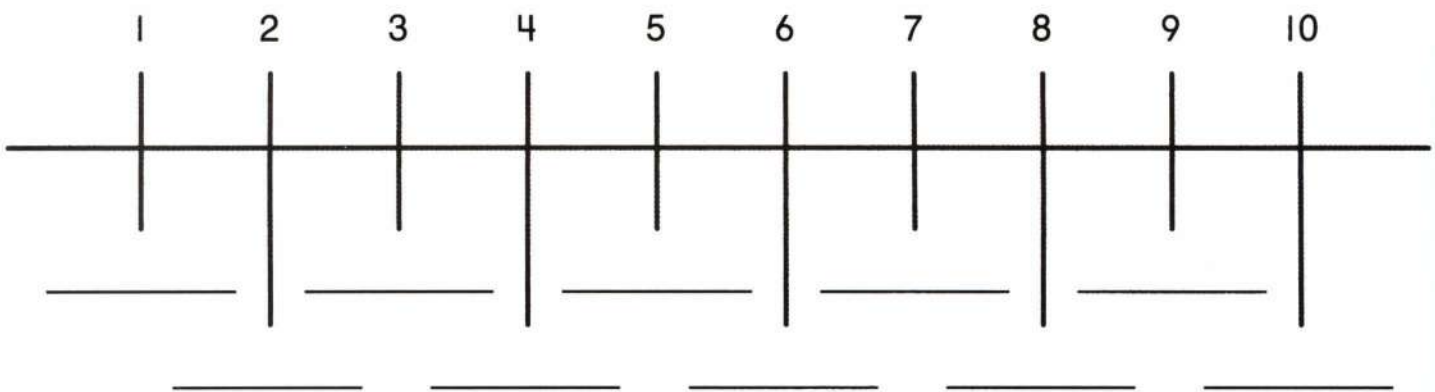
I Learned How to...

A Look and write. Use the underlined words.



Jerry learned how to do a somersault when he was two. He learned how to walk when he was one. He learned how to ride a bicycle when he was seven. He learned how to play the piano when he was four. He learned how to speak English when he was three. He learned how to speak Spanish when he was ten. He learned how to ski when he was nine.

B Write about you. Fill in the timeline.



I learned how to _____

OXFORD
UNIVERSITY PRESS

198 Madison Avenue
New York, NY 10016 USA

Great Clarendon Street, Oxford, OX2 6DP, United Kingdom

Oxford University Press is a department of the University of Oxford. It furthers the University's objective of excellence in research, scholarship, and education by publishing worldwide. Oxford is a registered trade mark of Oxford University Press in the UK and in certain other countries

© Oxford University Press 2018

The moral rights of the author have been asserted

First published in 2018

2022 2021 2020 2019 2018

10 9 8 7 6 5 4 3 2 1

No unauthorized photocopying

All rights reserved. No part of this publication may be reproduced, stored in a retrieval system, or transmitted, in any form or by any means, without the prior permission in writing of Oxford University Press, or as expressly permitted by law, by licence or under terms agreed with the appropriate reprographics rights organization. Enquiries concerning reproduction outside the scope of the above should be sent to the ELT Rights Department, Oxford University Press, at the address above

You must not circulate this work in any other form and you must impose this same condition on any acquirer

Links to third party websites are provided by Oxford in good faith and for information only. Oxford disclaims any responsibility for the materials contained in any third party website referenced in this work

ISBN: 9780194049870 (WORKBOOK WITH ONLINE PRACTICE PACK)

ISBN: 9780194049887 (WORKBOOK PACK COMPONENT)

ISBN: 9780194049894 (ONLINE PRACTICE PACK COMPONENT)

Printed in China

This book is printed on paper from certified and well-managed sources

ACKNOWLEDGMENTS

Cover illustration: Daniel Griffo

Back cover photograph: Oxford University Press building/David Fisher

Illustrations by: Ilias Arahovitis: 22, 23(b), 42; Fian Arroyo: 78; Tom Barrett: 4–5, 48–49; David Benham: 33; Ron Berg: 2(t), 10(t), 20(t), 28, 38, 46, 56, 64; Deborah Borgo: 10(b), 11, 20(b), 25, 54, 68, 79; James Elston: 29; Peter Francis: 8; Linda Graves: 9, 23(t), 37, 43; Daniel Griffo: cats on pages 2, 4, 6, 8, 10, 12, 14, 16, 20, 22, 24, 26, 28, 30, 32, 34, 38, 40, 42, 44, 46, 48, 50, 52, 56, 58, 60, 62, 64, 66, 68, and 74; Michael Gardner: revisions on pages 5, 28, 46, 48–49, 79; Caroline Hu: 6–7, 24, 47, 57, 74; Anthony Lewis: 53, 63; Darryl Ligasan: 65; Janet McDonnell: 2(b), 3, 18, 50–51, 58–59, 72–73; Karen Minot: 41; Juan Moreno: 70; Tom Pansini: 21, 36, 55; Jomike Tejido: 35; Gary Torrissi: 12–13, 17, 39, 66–67; Christina Wald: 14–15; Necdet Yilmaz: 30–32, 60–61, 76.

The Publishers would like to thank the following for their kind permission to reproduce photographs: pg. 9 Vladimir Gjorgiev/Shutterstock (milk); pg. 9 MIA Studio/Shutterstock (girl); pg. 9 sandoclr/Getty Images (milkshake); pg. 9 aleksvf/123RF (milk carton); pg. 9 GraphicsRF/Shutterstock (pancakes); pg. 9 bunchbundle/Shutterstock (cheese); pg. 16 Ian Shaw/Alamy (jellyfish); pg. 16 BIOSPHOTO/Alamy (sea turtle); pg. 16 Yuriy Lazor/123RF (aquarium); pg. 17 GotziLA STOCK/Shutterstock (trash bin); pg. 17 Alita Xander/Shutterstock (garage); pg. 17 Gunnar Pippel/Shutterstock (goldfish); pg. 26 Alistair Berg/Getty Images (beach clean up); pg. 26 Africa Studio/Shutterstock (boy and girl clean beach); pg. 26 Matauw/Shutterstock (television); pg. 26 Africa Studio/Shutterstock (teen volunteers); pg. 27 majicphotos/Shutterstock (beach); pg. 27 Teri Virbickis/Shutterstock (mountains); pg. 27 Image Source/Getty Images (spilled drink); pg. 27 MAKI STUDIO/Alamy (boy clean up); pg. 27 Fotofermer/Shutterstock (can); pg. 27 Vova Shevchuk/Shutterstock (bottle); pg. 34 Cultura Creative/Alamy (hurricane); pg. 34 James P. Jones/Alamy (gym shelter); pg. 34 FEMA/Alamy (home destroyed); pg. 44 jalcaraz/Shutterstock (chocolate cake); pg. 44 Jacek Chabraszewski/Shutterstock (boy eating); pg. 44 Deyan Georgiev/Shutterstock (chocolate display); pg. 45 Ronald Summers/Shutterstock (chocolate bar); pg. 45 Harvepino/Shutterstock (Brazil); pg. 45 Grant Rooney Premium/Alamy (flower shop); pg. 45 Vlad Teodor/Shutterstock (woman); pg. 45 Ed Rooney/Alamy (eggs); pg. 45 Africa Studio/Shutterstock (chocolates); pg. 52 Daisy Daisy/Shutterstock (boy); pg. 52 dpa picture alliance/Alamy (robots); pg. 52 track5/Getty Images (teen reporter); pg. 62 Bettmann/Getty Images (young Helen Keller); pg. 62 Library of Congress/Getty Images (Helen Keller with book); pg. 62 Bettmann/Getty Images (Helen Keller in sari); pg. 63 Bo Valentino/Alamy (girl with flowers); pg. 63 Africa Studio/Shutterstock (girl with headphones); pg. 63 Dean Drobot (girl on phone); pg. 63 Phoenixns/Shutterstock (sign language); pg. 71 Standret/Shutterstock (waterfall); pg. 71 Pushish Images/Shutterstock (rainbow); pg. 71 Bekas/Shutterstock (suit); pg. 71 Vita Sun/Shutterstock (swimsuit); pg. 71 Michael Smith ITWP/Shutterstock (turtle in sea); pg. 71 Neophuket/Shutterstock (turtle on beach).



Oxford University Press is the world's authority on the English language.

As part of the University of Oxford, we are committed to furthering English language learning worldwide.

We continuously bring together our experience, expertise and research to create resources such as this one, helping millions of learners of English to achieve their potential.



OXFORD
UNIVERSITY PRESS

www.oup.com/elt



Let's talk. Let's learn. Let's Go!

Energize your English classes with the trusted methodology of **LET'S GO**.

LET'S GO is full of fun, collaborative activities that get students talking in English from the very beginning.

- NEW** **Animated videos:** conversations, songs, and chants create excitement in class and motivate students to speak in English
- NEW** **Teacher's Resource Center:** Online Practice and an extensive online library of easy-to-access teaching resources help get the most out of each class
- NEW** **Can-do statements:** can-do statements with supporting activities allow students to measure their progress
- NEW** **Reading texts:** engaging texts build students' confidence in phonics and reading comprehension
- NEW** **Let's Begin series:** a two-level introductory course provides the perfect building blocks for learning English

Students

- **Student Book**
- **Workbook**
Online Practice
- **Online Play**
Student's Website

Teachers

- **Teacher's Pack**
Classroom Presentation Tool,
Teacher's Guide, and Teacher's
Resource Center
- **Class Audio CDs**
- **Teacher Cards**

CEFR

B1

A2

A1

ISBN 978-0-19-404987-0



9 780194 049870