

OXFORD

2

# LET'S GO

5th Edition

WORKBOOK



Ritsuko Nakata  
Karen Frazier  
Barbara Hoskins

Bookkand.com

WORKBOOK

2

# LET'S GO

5th  
Edition



Ritsuko Nakata    Karen Frazier    Barbara Hoskins

OXFORD  
UNIVERSITY PRESS



Bookkand.com

**OXFORD**  
UNIVERSITY PRESS

198 Madison Avenue  
New York, NY 10016 USA

Great Clarendon Street, Oxford, OX2 6DP, United Kingdom

Oxford University Press is a department of the University of Oxford.  
It furthers the University's objective of excellence in research, scholarship,  
and education by publishing worldwide. Oxford is a registered trade  
mark of Oxford University Press in the UK and in certain other countries

© Oxford University Press 2018

The moral rights of the author have been asserted

First published in 2018

2022 2021 2020 2019 2018

10 9 8 7 6 5 4 3 2 1

#### **No unauthorized photocopying**

All rights reserved. No part of this publication may be reproduced, stored  
in a retrieval system, or transmitted, in any form or by any means, without  
the prior permission in writing of Oxford University Press, or as expressly  
permitted by law, by licence or under terms agreed with the appropriate  
reprographics rights organization. Enquiries concerning reproduction outside  
the scope of the above should be sent to the ELT Rights Department, Oxford  
University Press, at the address above

You must not circulate this work in any other form and you must impose  
this same condition on any acquirer

Links to third party websites are provided by Oxford in good faith and for  
information only. Oxford disclaims any responsibility for the materials  
contained in any third party website referenced in this work

ISBN: 9780194049399 (WORKBOOK WITH ONLINE PRACTICE)

ISBN: 9780194049405 (WORKBOOK PACK COMPONENT)

ISBN: 9780194049412 (ONLINE PRACTICE PACK COMPONENT)

Printed in China

This book is printed on paper from certified and well-managed sources

#### **ACKNOWLEDGMENTS**

*Cover illustration:* Daniel Griffo

*Back cover photograph:* Oxford University Press building/David Fisher

*Illustrations by:* Karen Brooks: 14, 15, 17, 18, 30, 31, 53, 54, 66, 67; Priscilla  
Burris: 4, 5, 20, 37, 65(b); Mircea Catusanu: 50, 51, 68(t); Bob Depew: 16(b),  
42(t), 48, 49, 57(b); Mena Dolobowsky: 9, 10, 45, 46; Liz Dubois: 12, 13, 24,  
25, 38, 47(b), 60, 61, 74; Marion Eldridge: 62(t); Kathi Ember: 16(t); Michael  
Gardner: revisions on pages 4, 6, 7, 19, 50, 51, 60, 73; Jesse Graber: 70; Daniel  
Griffo: cats on pages 3, 4, 6, 8, 11, 12, 14, 16, 21, 22, 24, 26, 29, 30, 32, 34, 39,  
40, 42, 44, 47, 48, 50, 52, 57, 58, 60, 62, 65, 66, 68, 70, and 75; Diane Hays:  
8(t), 10; Karol Kaminski: 8(b), 34(b), 40, 41, 56, 62(b); John Kurtz: 35, 36, 71,  
72; Colleen Madden: 52; Katie McDee: 34(t); Dana Regan: 6, 7, 22, 23, 27, 28,  
32, 33, 42(b), 43, 44(t), 55, 63, 64, 68(b), 69; Mary Rojas: 19, 26(b), 39(b), 58, 59,  
73; Dan Sharp: 3, 11, 21, 29, 39(t), 47(t), 57(t), 65(t); Ken Spengler: 26(t), 44(b);  
Kristin Varner: 70 (crayon).



# At School

## Let's Talk




**A** Read, trace, and write.

Hi, Kate. How are you?

Goodbye, Kate.

1.

2.



\_\_\_\_\_, Andy. How are \_\_\_\_\_ ?

Goodbye, Andy.

3.

4.



you Hi See I'm later

# Let's Learn



## A Write and match.

1. clock

clock

2. calendar

3. picture

4. workbook

5. door

6. window



## B Read and circle.

1. What's this? It's a door.



2. What's that? It's a clock.




3. What's this? It's a workbook.



4. What's that? It's a pencil sharpener.




### C Trace and write.




What's this?

It's a paper clip.



What's that?



\_\_\_\_\_?

It's a door.



\_\_\_\_\_?

It's a \_\_\_\_\_.

### D Read, trace, and write.

1. Is this a picture?




Yes, it is.

2. Is that a workbook?



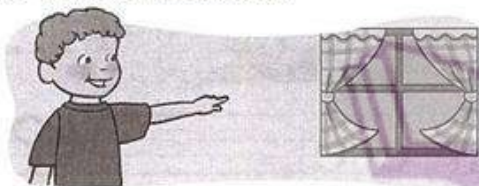
No, it isn't.

3. Is this a clock?



\_\_\_\_\_.

4. Is that a window?



\_\_\_\_\_.

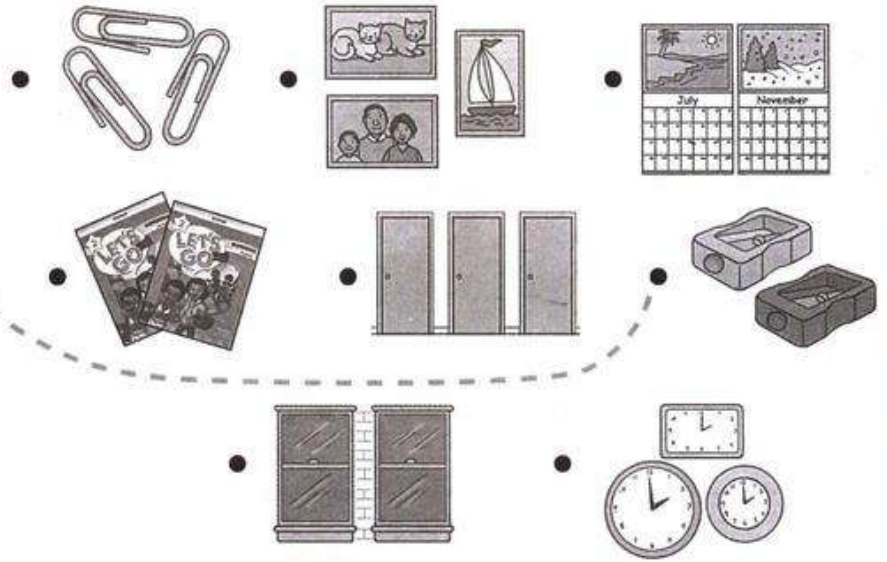
✓ Parent's signature: \_\_\_\_\_

# Let's Learn More



## A Read and match.

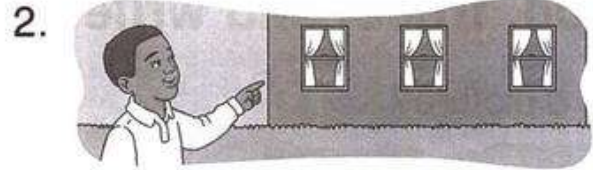
1. pencil sharpeners
2. calendars
3. paper clips
4. windows
5. pictures
6. clocks
7. workbooks
8. doors



## B Trace and write.



What are these?  
They're calendars.



What are those?  
They're windows.



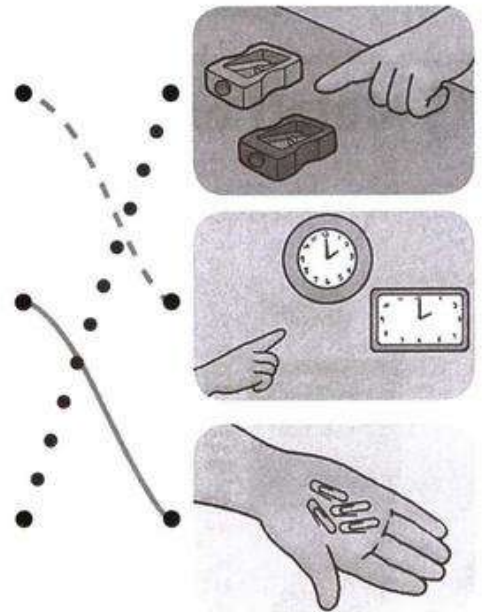
What are \_\_\_\_\_?  
They're \_\_\_\_\_.




What are \_\_\_\_\_?  
\_\_\_\_\_.

**C** Connect, trace, and write.

- Are these windows?  
No, they aren't.
- Are these \_\_\_\_\_ ?  
Yes, they are.
- \_\_\_\_\_ pencil sharpeners?




**D** Trace, check, and write.




Are these pictures?

- Yes, they are.     No, they aren't.



Are those workbooks?

- Yes, they are.     No, they aren't.



Are \_\_\_\_\_ doors?

\_\_\_\_\_, they \_\_\_\_\_.



Are \_\_\_\_\_ pictures?

\_\_\_\_\_.


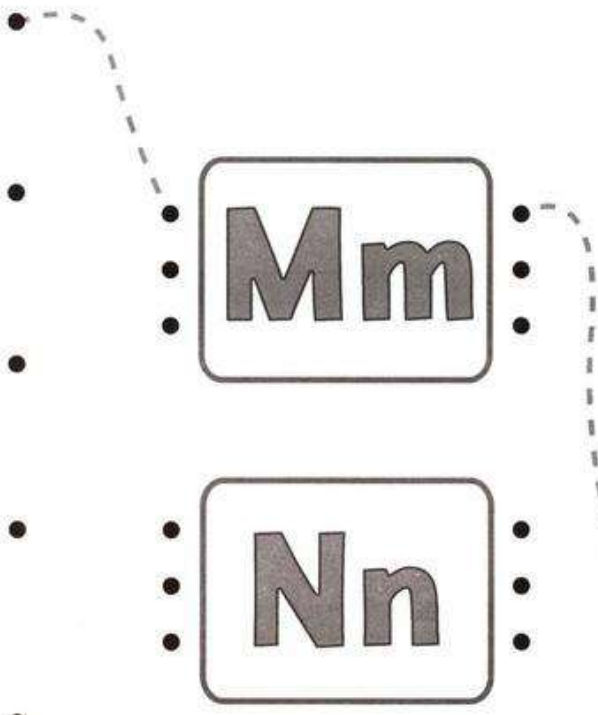
✓ Parent's signature: \_\_\_\_\_










## Phonics


### A Match and trace.


1.  

2.  

3. 

4.  

5. 

6. 

• nut

• map

• notebook


• nine

• mop

• mug

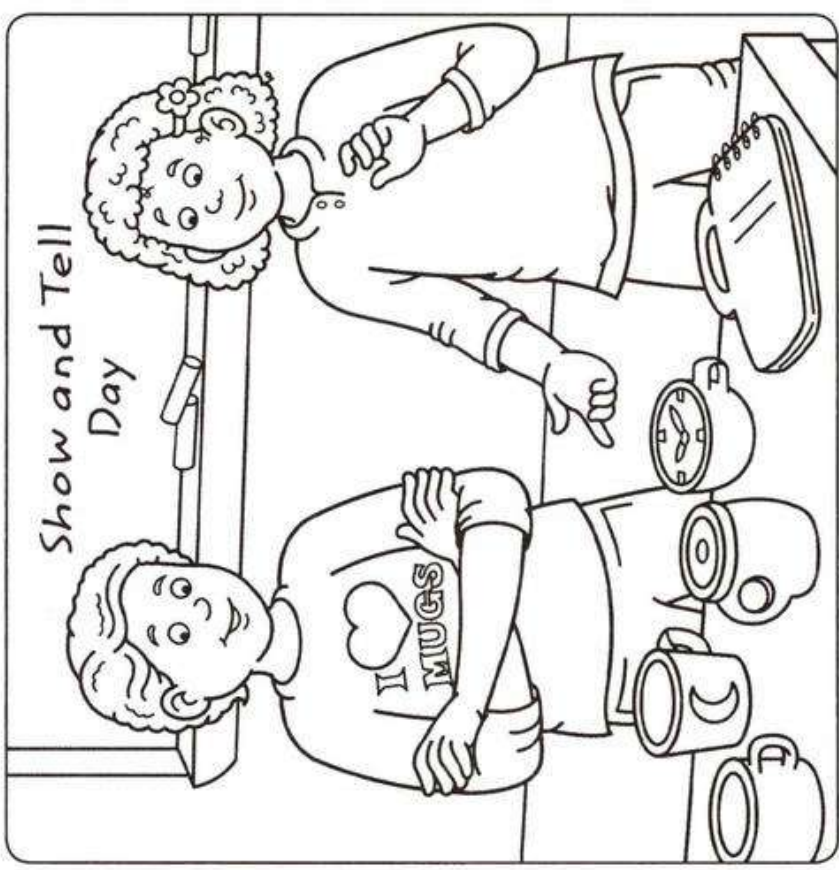
### B Find and write.

1. **Mm** 

2. **Nn** 




# I Like Mugs!



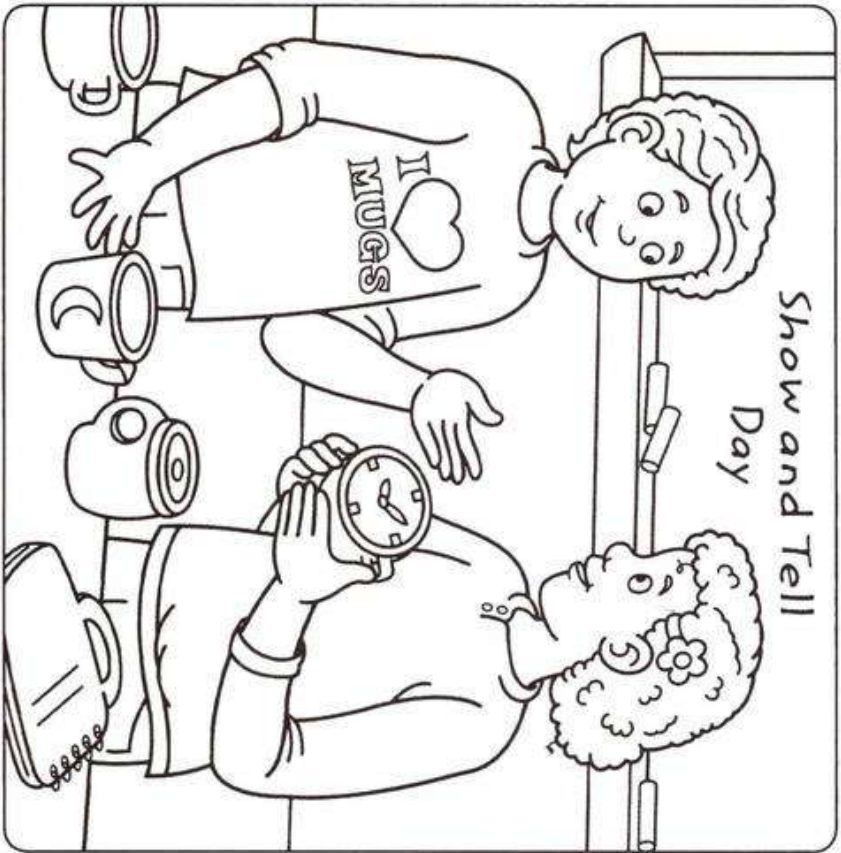
**What are those?  
They're mugs.**

Copyright © Oxford University Press. All rights reserved.



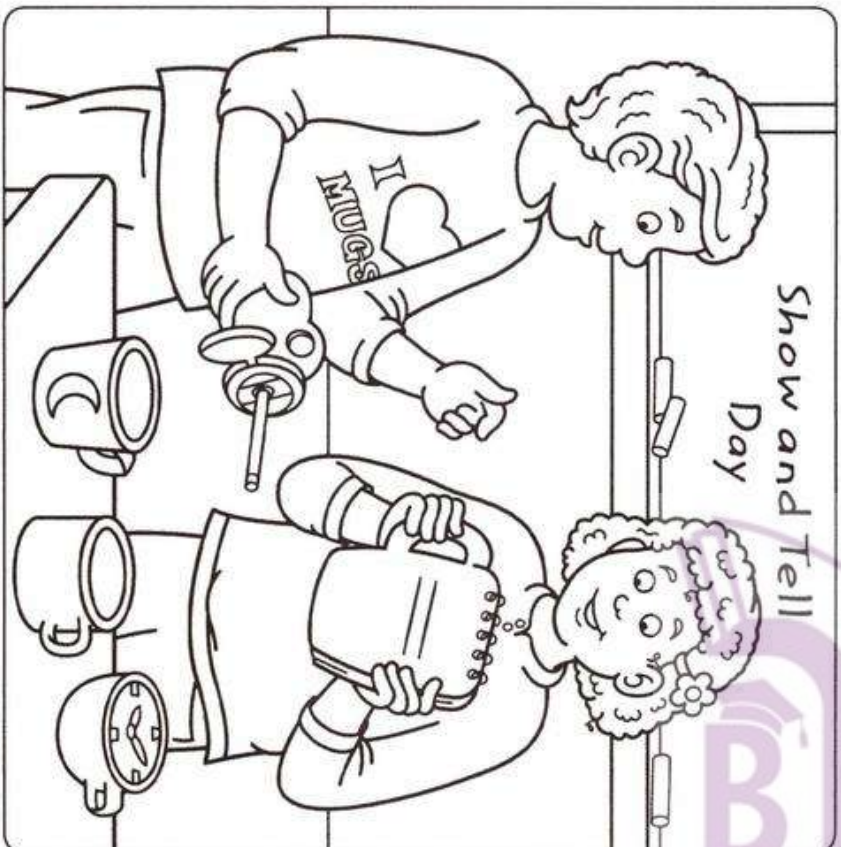
**I like your mugs!  
Thanks!**





**How about this?  
Is this a mug, too?  
Yes, it is. It's a clock mug.**

2




**This is a pencil sharpener.  
That's a notebook.  
Wow!**

3





**A Read and trace.**

1. Whose bag is that?



2. Is it Scott's bag?



3. Is it Jenny's bag?



# Let's Learn



## A Find and circle.

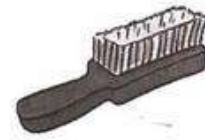
H	W	K	M	L	Z	X	N	N	S	F	B
O	V	K	X	C	K	V	S	C	S	H	R
S	N	W	K	E	Y	X	I	O	I	P	U
E	Y	N	G	N	C	J	X	M	T	U	S
V	C	O	M	B	A	S	T	I	I	M	H
P	V	E	S	Y	N	T	W	C	S	K	E
T	L	H	W	Z	D	T	E	B	S	R	B
X	N	M	C	G	Y	X	M	O	U	C	E
R	L	W	D	W	B	E	P	O	E	Z	A
C	Q	C	L	A	A	T	Z	K	H	P	F
W	A	T	C	H	R	V	M	F	O	B	U
O	K	E	J	Z	W	C	O	I	N	A	N



a key



a comic book



a brush



a coin



a watch



a tissue




a comb



a candy bar

## B Draw and write.


What do you have?



I have a \_\_\_\_\_


### C Read and circle.

1. Do you have a key?



Yes, I do.  
No, I don't.

2. Do you have a comb?




Yes, I do.  
No, I don't.

3. Do you have a comic book?



Yes, I do.  
No, I don't.

4. Do you have a watch?



Yes, I do.  
No, I don't.

### D Trace and write.



1. I have a candy bar.
2. \_\_\_\_\_
3. \_\_\_\_\_



1. \_\_\_\_\_ a coin.
2. \_\_\_\_\_
3. \_\_\_\_\_

✓ Parent's signature: \_\_\_\_\_

# Let's Learn More



## A Match.

1. a calculator •
2. a key chain •
3. a train pass •
4. a wallet •
5. a camera •
6. a lunch box •

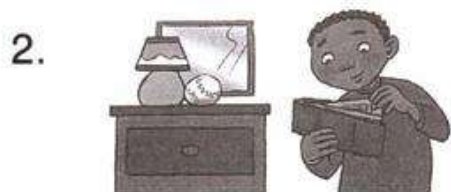


## B Trace and write.



What does she have?

She has a lunch box.



he have?



?

### C Trace, write, and check.



1. Does he have a lunch box?


2. \_\_\_\_\_ a comb?

3. \_\_\_\_\_ a music player?

4. \_\_\_\_\_ a calculator?

- Yes, he does.
- No, he doesn't.
- Yes, she does.
- No, she doesn't.
- Yes, he does.
- No, he doesn't.
- Yes, she does.
- No, she doesn't.

### D Look and check.



What does she have?

- a camera
- a music player
- a lunch box
- a calculator
- an umbrella
- a train pass
- a key chain
- a wallet

✓ Parent's signature: \_\_\_\_\_





## Phonics

### A Trace and match.

1. five

2. violin

3. fork

4. van

5. vest

6. fan

Ff

Vv



5



### B Trace and circle.



2. 5

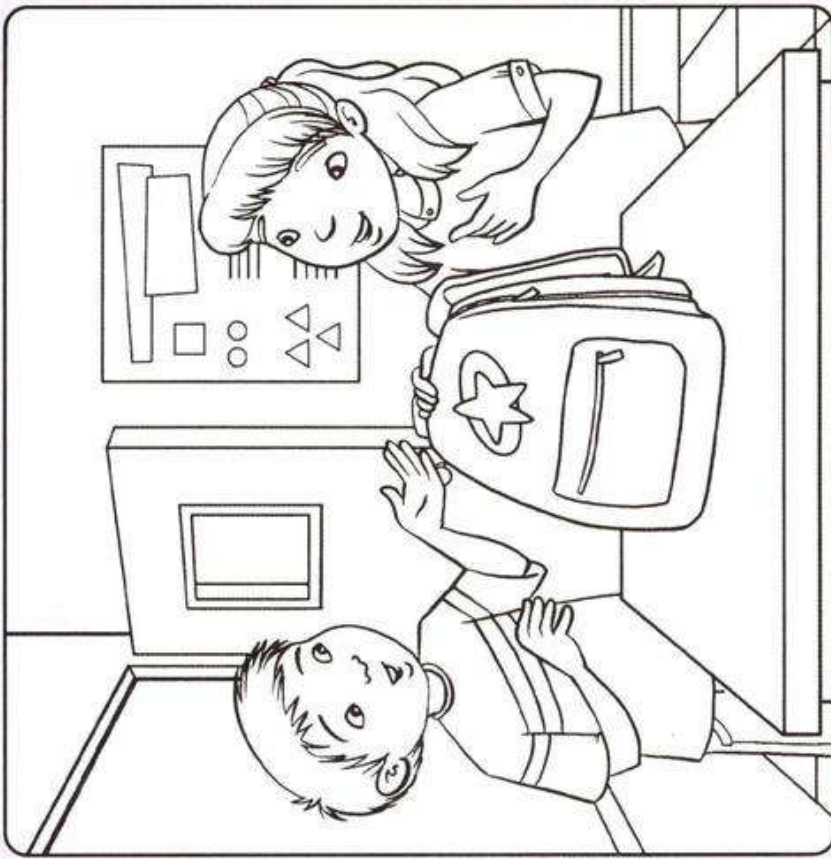


fan

fork




# A Great Bag!



Whose bag is that?  
It's my bag.

Copyright © Oxford University Press. All rights reserved.



That's a great bag!



Bookand.com



**What do you have in your bag?  
I have five fans.**

2



**I have a violin and a fox  
in my bag, too.**

3



# Let's Review



## A Trace and write.




What are these?

They're workbooks.



What are those?

pictures.



What's that?

a comic book.

## B Trace and write.



He has a watch.



She has a camera.



a comic book.



She

### C Read and write.

1.



What's this?

It's a \_\_\_\_\_.

2.



What does she have in her bag?

She has \_\_\_\_\_.

3.



What are these?

\_\_\_\_\_.

4.




Does she have a key chain?

\_\_\_\_\_.

### D Read and match.

1. What are those?



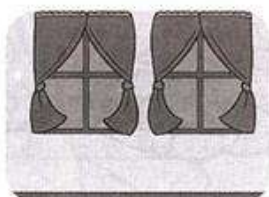
• Yes, she does.

2. What does he have?



• They're windows.

3. Does she have a watch?



• He has a train pass.

# Things I Can Do

## Let's Talk



### A Trace and write.


I can't find my notebook.

1.



I can't find my \_\_\_\_\_.


2.



What's wrong?

I can't find my \_\_\_\_\_.

3.



\_\_\_\_\_

4.



book

key

notebook


brush



# Let's Learn



## A Trace and write.



Look at him!

her  
me  
him



Look at \_\_\_\_\_!



Look at \_\_\_\_\_!

## B Trace and write.

1. He can \_\_\_\_\_.



2. She can \_\_\_\_\_.



3. He can \_\_\_\_\_.



play the piano      jump rope      ride a pony

## C Trace and write.


1.



What can he do?

He can do a magic trick.

2.



What can she do?

She can do a cartwheel.


3.



What can he do?

play with a yo-yo.

4.



What can she do?

play hopscotch.

5.



What can he do?

do a somersault.

6.



What can she do?

jump rope.




# Let's Learn More



## A Look and write.

-   
color
- 
- 
- 
- 
- 
- 
- 

## B Look and write.



1. They can color.



2. They can \_\_\_\_\_.



3. They can \_\_\_\_\_.



4. \_\_\_\_\_.

**C Trace and write.**


1.



Can they sing?

Yes, they can.

2.



Can they read?

No, they can't.

3.



Can they swim?

Yes,

4.



Can they dance?

5.



paint?

6.



skip?

✓ Parent's signature: \_\_\_\_\_




## Phonics

### A Unscramble and write.

1. unr

2. deri

3. caer





run




4. kiel

5. ttiell

6. glon



### B Look and check.



- long  
 little




- ride  
 race



- run  
 like




**Let's Race!**



**Let's have a long race.**

Copyright © Oxford University Press. All rights reserved.



**Let's skip to my house now.**

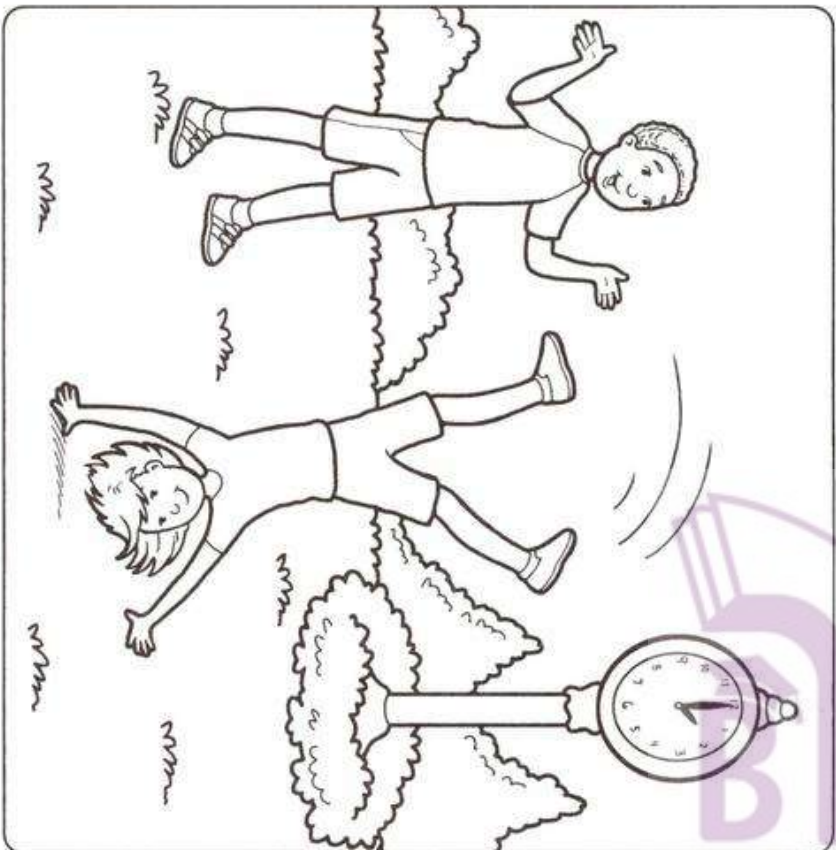


Bookand.com



**I can do somersaults.  
Me, too!  
Let's race to the little tree.**

2



**I can do cartwheels.  
I can't do cartwheels.  
OK! Let's run to the clock.**

3



# Unit 4

## Occupations Let's Talk




### A Read and trace.

1.



2.



✓ Parent's signature: \_\_\_\_\_

# Let's Learn



## A Find and circle.



cook  
nurse  
taxi driver  
police officer  
teacher  
student  
farmer  
doctor


## B Trace and write.



He's a cook.



She's



She's



He's

a teacher  
a cook  
a taxi driver  
a nurse



### C Look and write.

Who's she?

1.



She's a nurse.

2.



Who's he?

3.



4.



a cook

a police officer

a taxi driver

a nurse

### D Read and match.

1. Is she a teacher?

Yes, she is.

2. Is she a doctor?

No, she isn't. She's a student.

3. Is he a farmer?

Yes, he is.



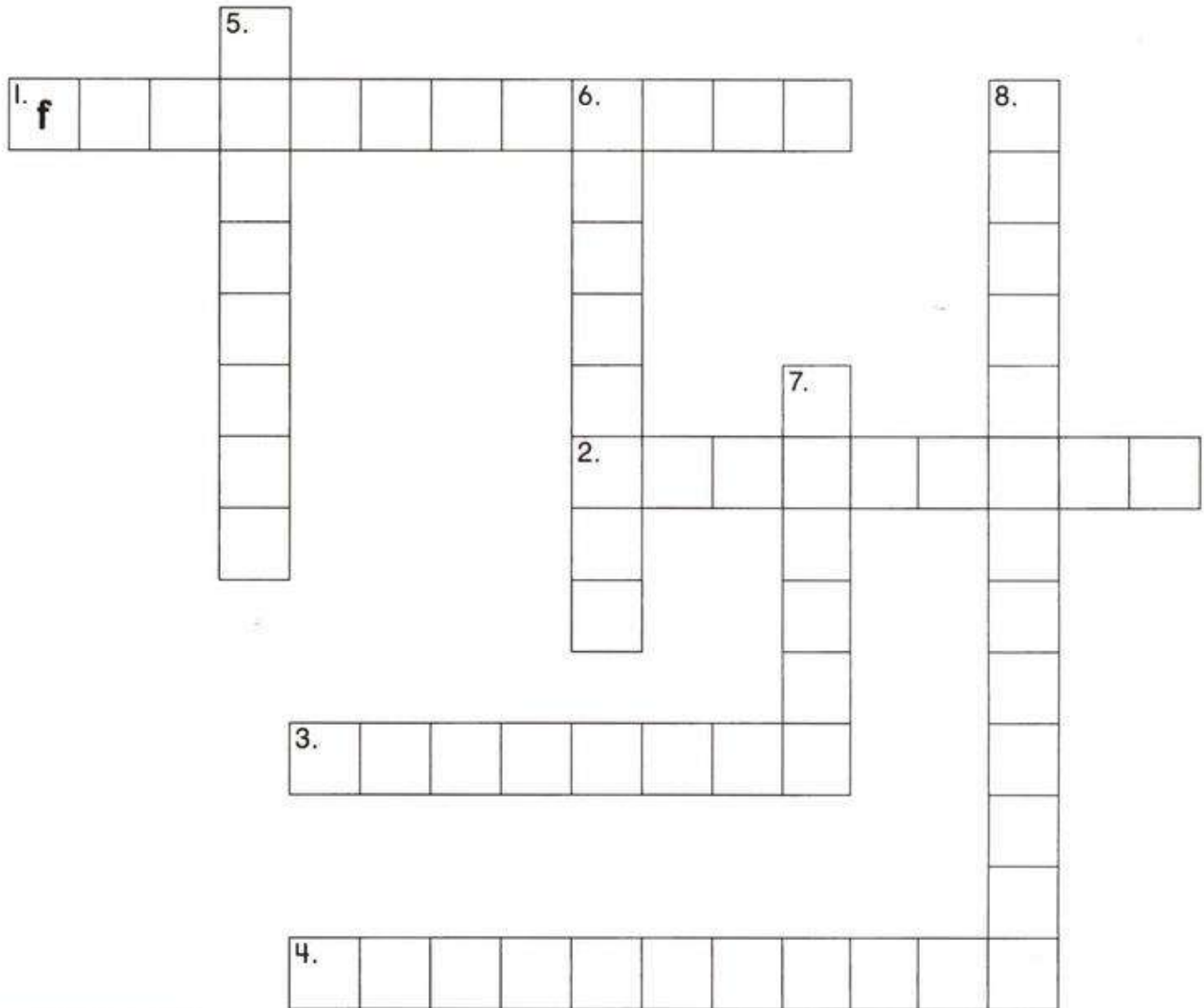
✓ Parent's signature: \_\_\_\_\_



# Let's Learn More



## A Look and write.



- pilots
- salesclerks
- office workers
- engineers
- dentists
- firefighters
- teachers
- students

### Across



### Down




## B Read, write, and say.



Who are they?


They're office workers.



Who are they?

\_\_\_\_\_

\_\_\_\_\_




Who are they?

\_\_\_\_\_

\_\_\_\_\_

## C Read and circle.

1. Are they teachers?



Yes, they are.

No, they aren't.


2. Are they pilots?



Yes, they are.

No, they aren't.

3. Are they engineers?



Yes, they are.

No, they aren't.

4. Are they dentists?



Yes, they are.







No, they aren't.

✓ Parent's signature: \_\_\_\_\_



## Phonics

### A Trace and match.


1.		:	<b>a_e</b>	:	•	today
2.		:		:	•	rain
3.		:	<b>ai</b>	:	•	game
4.		:		:	•	paint
5.		:	<b>ay</b>	:	•	make
6.		:		:	•	play

### B Find and write.

1. <b>a_e</b>	2. <b>ai</b>	3. <b>ay</b>
		




# Who Are They?



Let's play a game today.  
OK!

Copyright © Oxford University Press. All rights reserved.



Is he a police officer?  
Yes, he is!





**Is he a firefighter?**  
**Yes, he is.**

2



**Is she a taxi driver?**  
**No, she isn't. She's a pilot.**

3



# Let's Review



## A Trace and write.



He can play the piano.



jump rope.



paint.



do a magic trick.

## B Read and match.

1. Who's she?



2. Who's he?



3. Who are they?



4. Are they dentists?



• They're office workers.

• No, they aren't.  
• They're firefighters.

• He's a farmer.

• She's a nurse.

### C Trace and write.

him her can

1.



Look at \_\_\_\_\_ !

She \_\_\_\_\_ play with a yo-yo.

2.



Look at \_\_\_\_\_ !

He \_\_\_\_\_ sing.

3.



Look at \_\_\_\_\_ !

She \_\_\_\_\_ play the piano.

### D Circle and write.

1.



He's  
She's  
They're

\_\_\_\_\_ a cook.

2.



He's  
She's  
They're

\_\_\_\_\_ dentists.

# Unit 5


## Things to Eat Let's Talk



### A Read and trace.

What's for lunch, Mom?

1.



2.



3.



### B Look, read, and check.

1. Do you want spaghetti?

- Yes, please.  
 No, thank you.



2. Do you want a candy bar?

- Yes, please.  
 No, thank you.



3. Do you want an orange?

- Yes, please.  
 No, thank you.



4. Do you want ice cream?

- Yes, please.  
 No, thank you.



✓ Parent's signature: \_\_\_\_\_




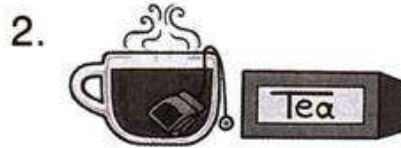
# Let's Learn



## A Look and write.



hot chocolate



an omelet  
yogurt

a peach  
cereal

a pear  
tea

a pancake  
hot chocolate

## B Unscramble and write.

1. a He pear wants

He wants a pear.

2. omelet wants She an

3. wants cereal He

4. She pancake wants a

### C Look and check.




1. Does she want cereal?

- Yes, she does.
- No, she doesn't.



2. Does he want hot chocolate?

- Yes, he does.
- No, he doesn't.



3. Does she want a peach?

- Yes, she does.
- No, she doesn't.



4. Does he want yogurt?

- Yes, he does.
- No, he doesn't.

### D Read, connect, and write.

1. What does she want?



---

---

---

2. What does he want?



---

---

---

3. What does she want?



She wants tea.

---

---

---

4. What does he want?



---

---

---

✓ Parent's signature: \_\_\_\_\_

# Let's Learn More



## A Look and write.

Across



2.



3.



4.



Down

5.



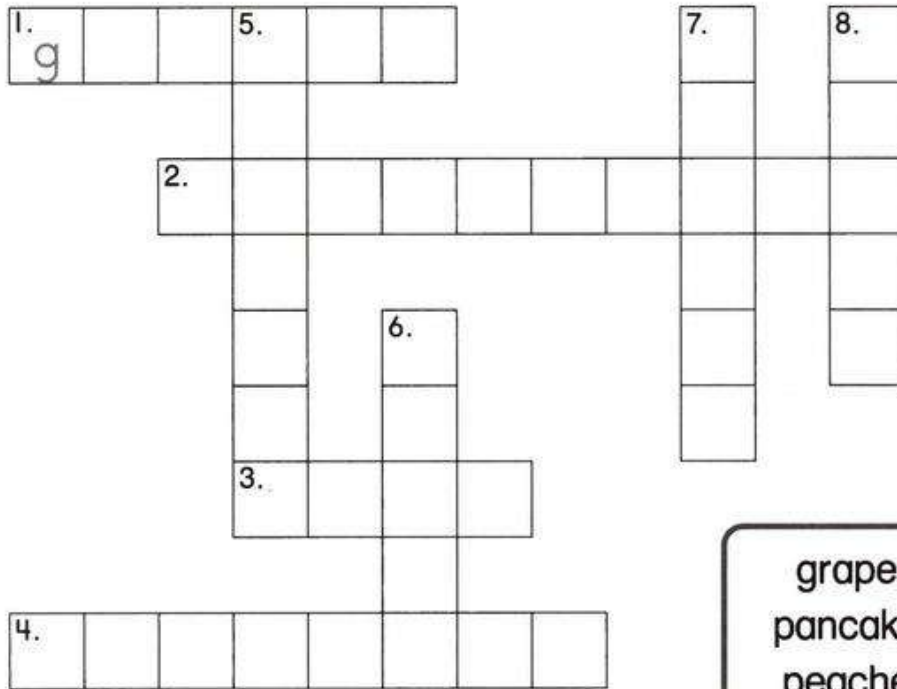
6.



7.



8.



- |            |        |
|------------|--------|
| grapes     | stew   |
| pancakes   | cheese |
| peaches    | pasta  |
| hamburgers | steak  |

## B Read and write.

1.



What does she like?

She likes \_\_\_\_\_.

2.



What \_\_\_\_\_ he \_\_\_\_\_?


He likes \_\_\_\_\_.

**C Look, read, and write.**



Does she like pancakes?

Yes, she does.



Does he like \_\_\_\_\_ ?

No, he doesn't.



\_\_\_\_\_ ?

\_\_\_\_\_



\_\_\_\_\_ ?

\_\_\_\_\_


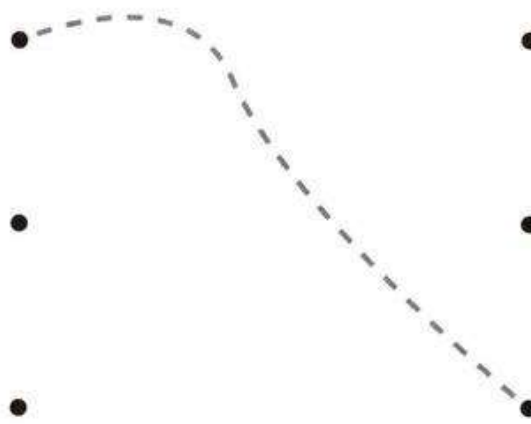
**D Read and match.**

1. What does he like?  
He likes hamburgers.

2. What does she like?  
She likes grapes.

3. What does she like?  
She likes stew.

4. What does he like?  
He likes peaches.




✓ Parent's signature: \_\_\_\_\_




## Phonics

### A Trace and circle.



leaf

e



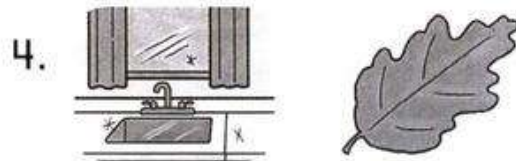
we

ee



me

ea



clean

### B Write and match.



l

w


t

m

leaf  
me  
tree  
we

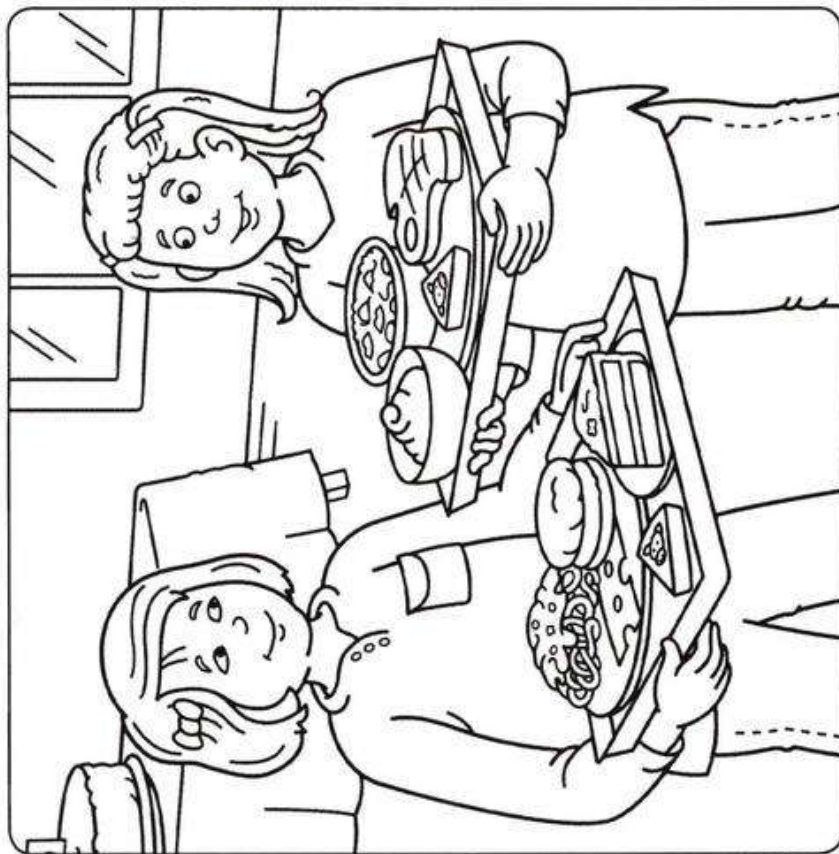


# Two Hungry Girls



I'm hungry!  
Me, too!

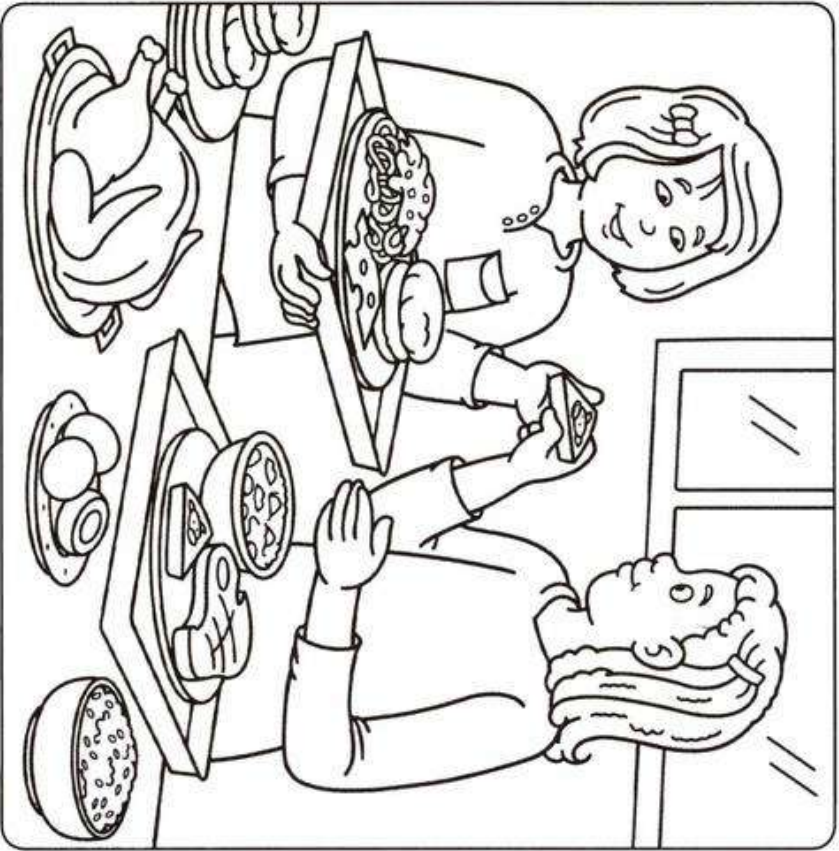
Copyright © Oxford University Press. All rights reserved.



We are very, very, very hungry!



Bookkand.com



**Do you want cheese?  
Yes, please! I really like cheese!**

2



**Oh! I want peach cake and ice cream.  
Me, too.**

3




# My House

## Let's Talk




### A Trace and write.



Where do you live?

I \_\_\_\_\_ in Hillsdale.



What's \_\_\_\_\_ address?

\_\_\_\_\_ 6 North Street.



\_\_\_\_\_ your phone number?

It's (798) 555-2143.

It's      live      What's      your

### B Write.



\_\_\_\_\_

\_\_\_\_\_

\_\_\_\_\_



# Let's Learn



## A Write the letter.



B



\_\_\_\_\_



\_\_\_\_\_



\_\_\_\_\_



\_\_\_\_\_



\_\_\_\_\_



\_\_\_\_\_



\_\_\_\_\_

A. refrigerator

B. bed

C. stove

D. lamp

E. bathtub

F. sink

G. TV

H. sofa

## B Read and write.

1. Where's the lamp?



It's on the table.

2. Where's the duck?



It's \_\_\_\_\_ the sink.

3. Where's the cat?



It's \_\_\_\_\_ the sofa.

4. Where's the bag?



It's \_\_\_\_\_ the bed.

on in under by

### C Read and circle.

1.



There are sinks \_\_\_\_\_ the refrigerator.

by in under

2.



There's a bed \_\_\_\_\_ the window.

in on under

3.



There's a clock \_\_\_\_\_ the sofa.

by on in

4.



There are balls \_\_\_\_\_ the sink.

on under in

### D Unscramble and write.

1. the Where's book

\_\_\_\_\_ ?

under table It's the


\_\_\_\_\_

2. the Where's cat

\_\_\_\_\_ ?

sofa It's the on

\_\_\_\_\_



✓ Parent's signature: \_\_\_\_\_

# Let's Learn More



## A Write.



\_\_\_\_\_

\_\_\_\_\_

\_\_\_\_\_



\_\_\_\_\_

\_\_\_\_\_

\_\_\_\_\_



\_\_\_\_\_

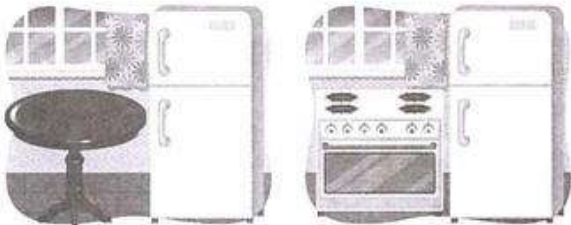
\_\_\_\_\_

\_\_\_\_\_

in front of      next to      behind


## B Read and check.

1. There's a stove next to the refrigerator.





2. There's a table in front of the sofa.





3. There are lamps behind the bed.





4. There are telephones in front of the window.



**C** Look, read, and write.


1.



Is there a bathtub next to the sink?

Yes, there is.

2.



Is there a lamp behind the TV?

\_\_\_\_\_


3.



Is there a telephone next to the sink?

\_\_\_\_\_

4.



Is there a TV behind the bed?

\_\_\_\_\_

**D** Look, read, and check.



1. Are there lamps next to the bed?

Yes, there are.  No, there aren't.

2. Are there windows behind the bed?

Yes, there are.  No, there aren't.

3. Are there telephones next to the bed?


Yes, there are.  No, there aren't.

✓ Parent's signature \_\_\_\_\_



## Phonics

### A Circle and write.




1. p l r g  
f m o d  
v y i n  
u w a c




---

---

---



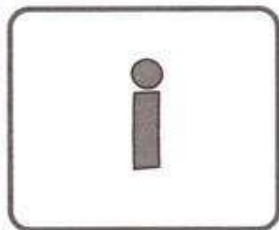
2. k a f r  
l i m o  
s u t n  
v p j e




---

---

---



3. b f r l  
u i m t  
g n c v  
w d e a




---

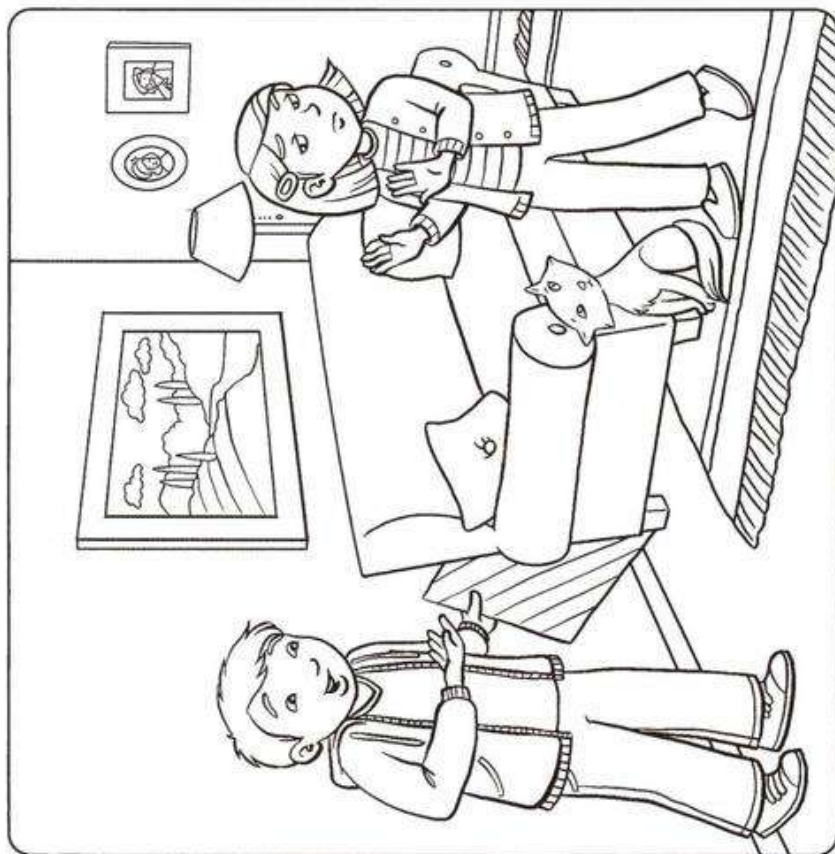
---

---


### B Trace and match.

1. ride
2. fly
3. climb
4. kite






**Is it behind the sofa?**  
**No, that isn't my kite.**




**Is it next to the bed?**  
**No, that isn't my kite.**



# Where's My Kite?



**Where's my kite?  
I can't find my kite.**



**There's a kite in front of the bike.  
That's my kite! Thanks!**

Copyright © Oxford University Press. All rights reserved.

# Let's Review



It's next to the refrigerator.  
No, he doesn't.  
He likes grapes.  
It's in front of the sofa.

## A Read and write.

1. Where's the TV?

\_\_\_\_\_  
\_\_\_\_\_

2. What does he like?

\_\_\_\_\_  
\_\_\_\_\_

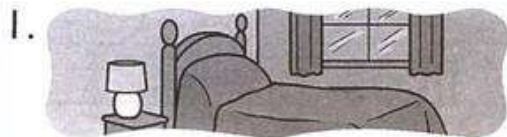
3. Where's the sink?

\_\_\_\_\_  
\_\_\_\_\_

4. Does he want yogurt?

\_\_\_\_\_  
\_\_\_\_\_

## B Look and write the question.



Where's the \_\_\_\_\_ ?

It's under the window.



\_\_\_\_\_ ?

She wants an omelet.



\_\_\_\_\_ ?

He likes hamburgers.



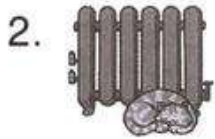
\_\_\_\_\_ ?

It's behind the sofa.



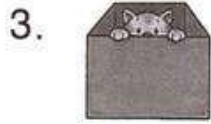


## C Write.


### Down



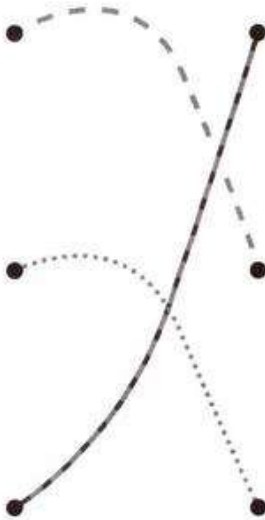
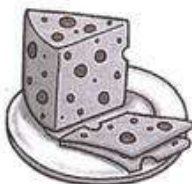
### Across



next to  
on  
under  
in front of  
behind  
in



## D Connect, trace, and write.



1. He likes cheese.

2. She likes \_\_\_\_\_.

3. \_\_\_\_\_.

# Unit

# 7


# Routines

## Let's Talk



### A Trace and write.

1.



What time is it?

It's six o'clock.

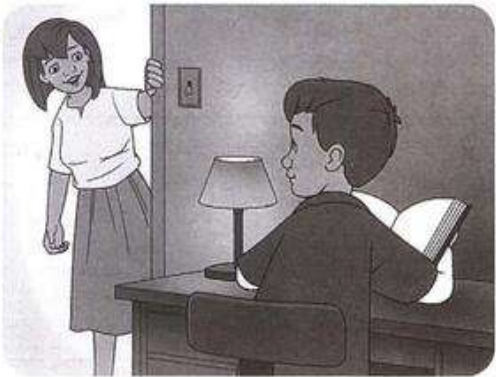
2.



It's seven o'clock.

It's time for your \_\_\_\_\_.

3.



Is it \_\_\_\_\_ ?

Yes, \_\_\_\_\_.

time for bed

bath

it is

### B Draw and write.

What time is it?

\_\_\_\_\_

\_\_\_\_\_

\_\_\_\_\_



✓ Parent's signature: \_\_\_\_\_

# Let's Learn



## A Write.

What do you do in the morning?

1.



I get up.

brush my teeth  
wash my face  
get up  
get dressed  
eat breakfast  
comb my hair

2.



I \_\_\_\_\_

3.



\_\_\_\_\_

4.



\_\_\_\_\_

5.



\_\_\_\_\_

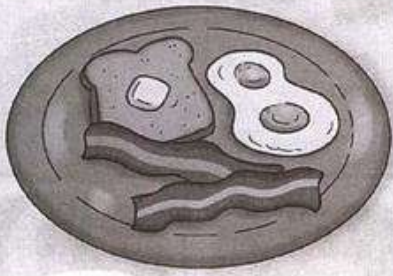
6.



\_\_\_\_\_

## B Check and write.

1.



Do you eat breakfast in the morning?

Yes, I do.  No, I don't.

2.




Do you watch TV in the morning?

\_\_\_\_\_

\_\_\_\_\_

\_\_\_\_\_

3.




Do you play the piano in the afternoon?

\_\_\_\_\_

\_\_\_\_\_

\_\_\_\_\_

4.



Do you ride a bicycle in the afternoon?

\_\_\_\_\_

\_\_\_\_\_

\_\_\_\_\_

5.



Do you get dressed in the afternoon?

\_\_\_\_\_






\_\_\_\_\_

\_\_\_\_\_

# Let's Learn More



## A Trace and write.

 morning	 afternoon	 evening	 night
			
			

watches TV      talks on the phone      studies English      gets up  
 eats breakfast      takes a bath      does homework      eats dinner

1. What does he do in the morning?



He eats breakfast.

2. What does she do in the morning?



She \_\_\_\_\_.

3. What does she do in the afternoon?



\_\_\_\_\_

4. What does he do in the evening?



\_\_\_\_\_

**B** Look at A. Check and write.

1.



Does she take a bath in the afternoon?

Yes, she does.  No, she doesn't.

2.



Does he study English in the afternoon?

\_\_\_\_\_  
\_\_\_\_\_  
\_\_\_\_\_

3.



Does she talk on the phone at night?

\_\_\_\_\_  
\_\_\_\_\_  
\_\_\_\_\_

4.



Does he take a bath at night?

\_\_\_\_\_  
\_\_\_\_\_  
\_\_\_\_\_

5.



Does she watch TV in the evening?

\_\_\_\_\_  
\_\_\_\_\_  
\_\_\_\_\_

6.



Does he do homework in the evening?

\_\_\_\_\_  
\_\_\_\_\_  
\_\_\_\_\_

✓ Parent's signature: \_\_\_\_\_



## Phonics

### A Unscramble and write.

1. wolb



bowl

2. toas



\_\_\_\_\_

3. opre



\_\_\_\_\_

4. hmeo



\_\_\_\_\_

5. otag

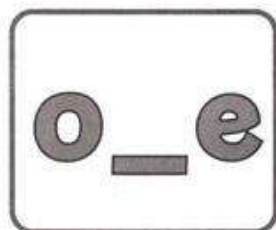


\_\_\_\_\_

6. wrog



\_\_\_\_\_



### B Find and write.

1. o\_e



2. oa




3. ow






## Breakfast in the Afternoon



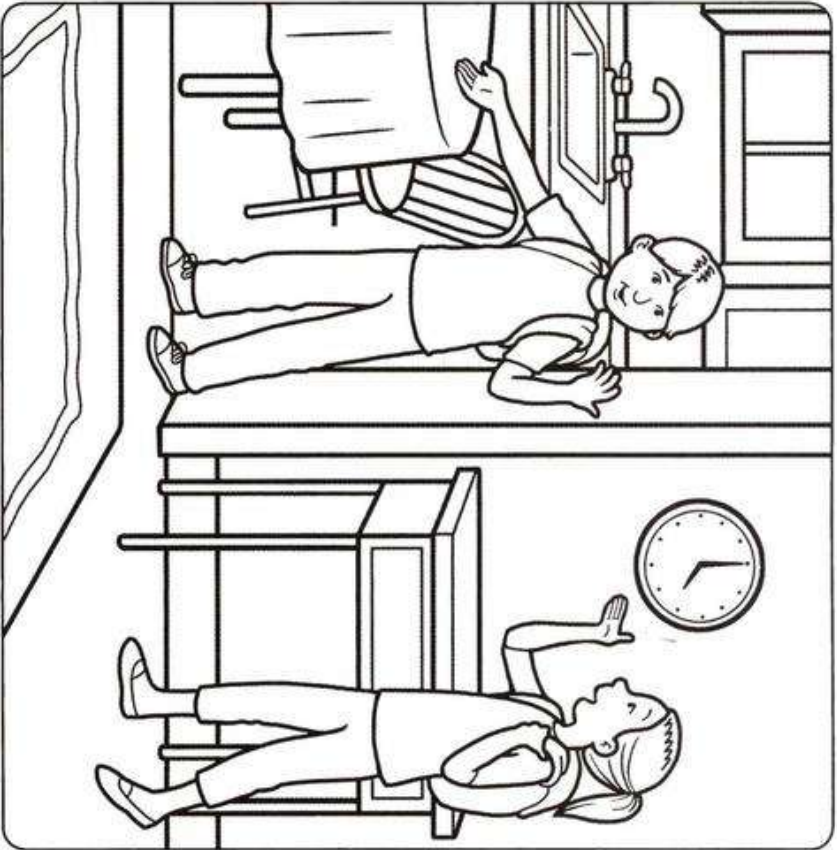
What do you eat in the morning?  
I eat breakfast!



This is my home.  
Wow! Those roses are pretty!

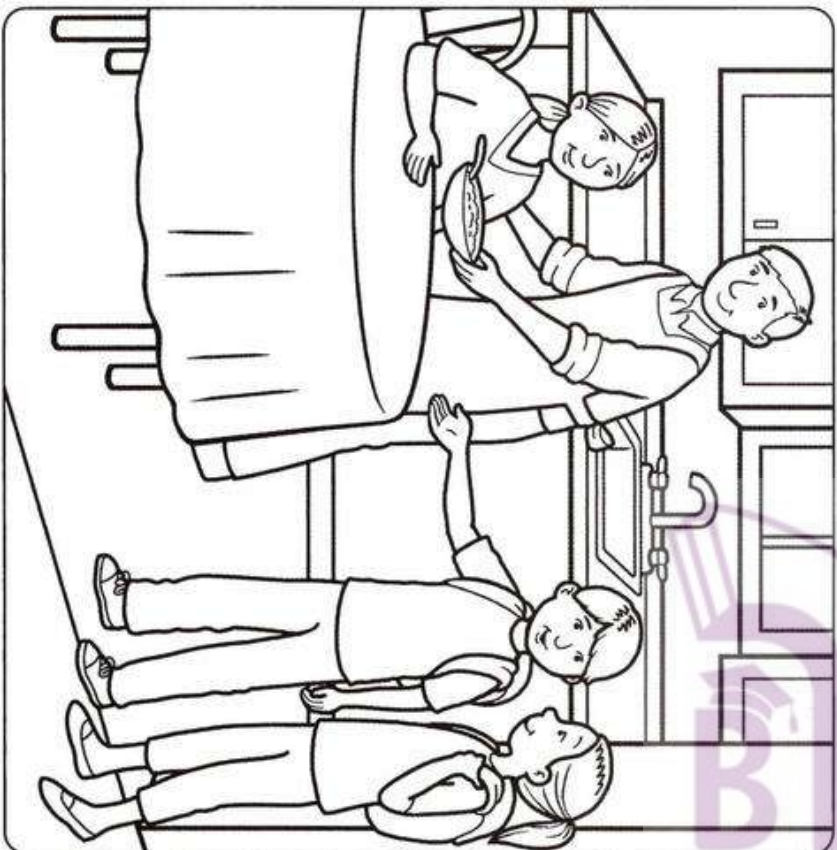
Copyright © Oxford University Press. All rights reserved.





**It's time for my mom's breakfast.  
But it's four o'clock.**

2



**My mom works at night.  
She eats breakfast in the afternoon.**

3



# Unit 8

## Doing Things Let's Talk



### A Write.

1. Let's

2. What are you ?


I'm

3. What are you doing?

We're

swimming  
play a game  
riding a bicycle  
doing

### B Look and write.



1. What are you doing?

We're playing baseball.



2. What are you doing?

I'm

✓ Parent's signature: \_\_\_\_\_

# Let's Learn



## A Read and number.

1. dancing





2. swimming





3. sleeping

4. drawing





5. singing

6. reading





7. running

8. walking

## B Read and write.


What's he doing?



1. He's \_\_\_\_\_.

2. \_\_\_\_\_.

What's she doing?



3. She's \_\_\_\_\_.

4. \_\_\_\_\_.

### C Connect and write.

1. Is he swimming?



\_\_\_\_\_

\_\_\_\_\_

\_\_\_\_\_

2. Is he dancing?



Yes, he is.

\_\_\_\_\_

\_\_\_\_\_

3. Is she singing?



\_\_\_\_\_

\_\_\_\_\_

\_\_\_\_\_

4. Is she reading?



No, he isn't.

\_\_\_\_\_

\_\_\_\_\_

### D Look, read, and check.

1. Is she dancing?



- Yes, she is.
- No, she isn't.

2. Is he reading?



- Yes, he is.
- No, he isn't.

3. Is she running?



- Yes, she is.
- No, she isn't.

4. Is he singing?



- Yes, he is.
- No, he isn't.


✓ Parent's signature: \_\_\_\_\_

# Let's Learn More



## A Look and write.


1. at school      2. \_\_\_\_\_      3. \_\_\_\_\_



4. \_\_\_\_\_      5. \_\_\_\_\_      6. \_\_\_\_\_

at school    at the store    at home    at the library    at the park    at the zoo

## B Read and write.



**C** Read and write.

1. Where is she?




She's at the store.

What's she doing?

She's buying a candy bar.

2. Where is he?



He's at the park.

What's he doing?

He's playing baseball.

3. Where is she?




She's

?

She's

4. \_\_\_\_\_ ?




?

✓ Parent's signature: \_\_\_\_\_



## Phonics


### A Circle and write.




1. t b o r  
y l a k  
s u t n  
d e j p



blue



2. t i r n  
f u o c  
w p b y  
s t o e



3. f a k i  
e g n u  
w o m d



### B Look and check.

1.



- few  
 glue

2.



- huge  
 new

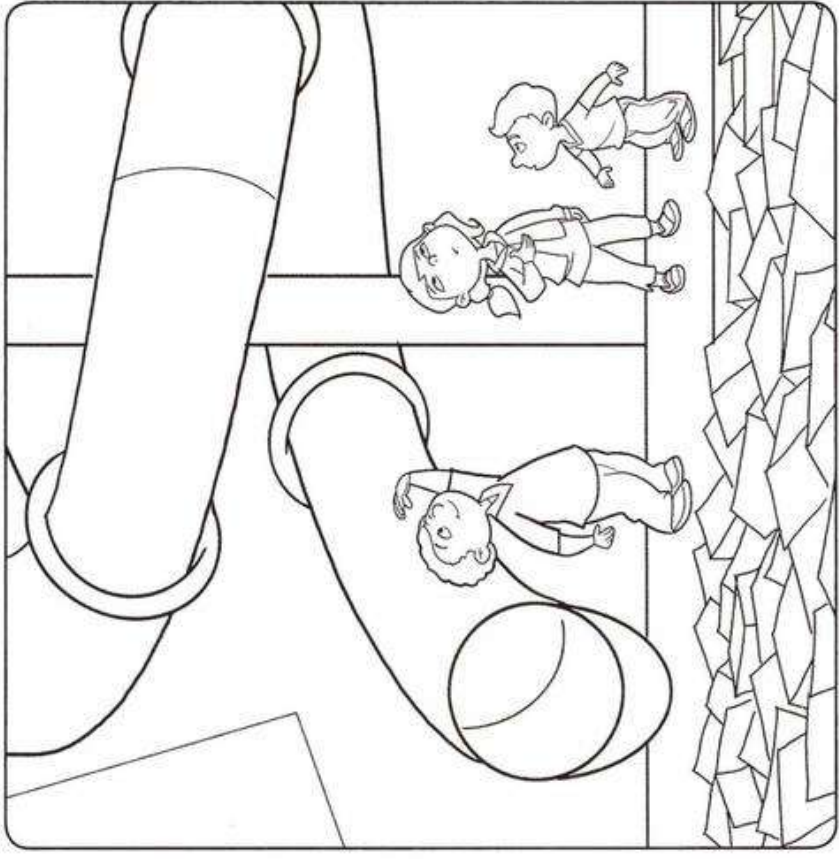
3.



- blue  
 tube




# Where Are You?



**Look at the new tubes!  
They're huge!**

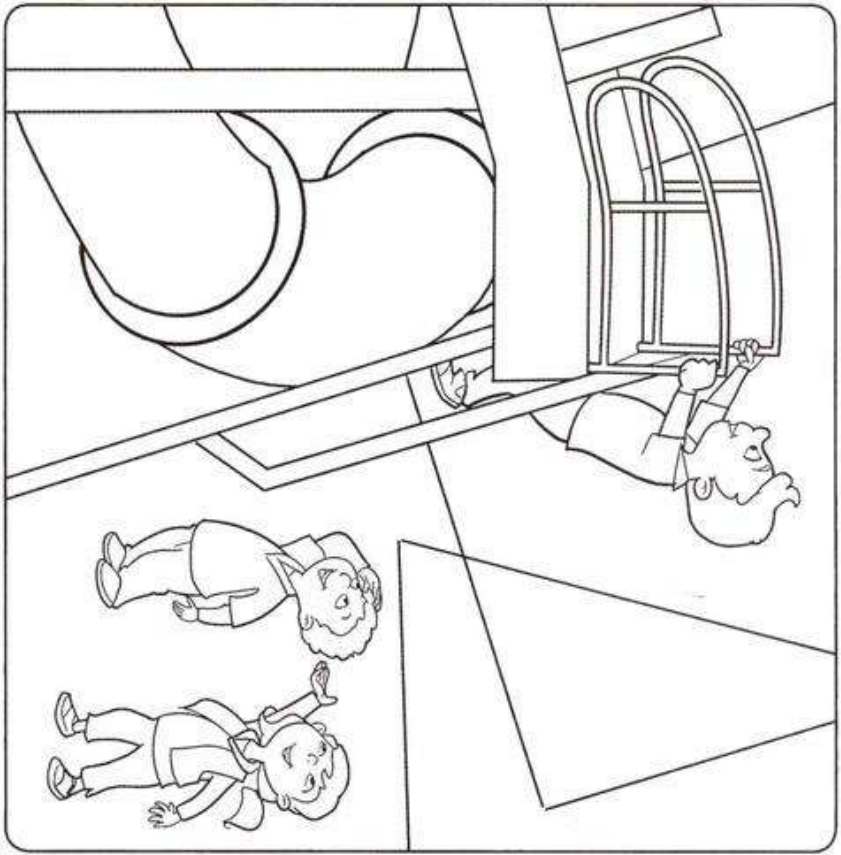
Copyright © Oxford University Press. All rights reserved.




**What are you doing?  
We're swimming in the balls!**







**Where is your brother?  
He's on the ladder.**




**Are you in the tube?  
No, we're not. We're next to  
the blue cubes.**

# Let's Review




## A Trace and write.

1.  What does she do in the afternoon?

She plays baseball.

2.  What does he do at night?

He

3.  What does she do in the morning?

She

## B Read and match.

1. Where is he?  
He's at home.

2. Where is she?  
She's at school.

3. Where are they?  
They're at the zoo.

4. Where are they?  
They're at the library.



**C** Circle, trace, and write.

1.



eating reading

What's she doing?

She's

2.



swimming drawing

What's he doing?

He's

3.



running studying

What's he doing?

4.



sleeping reading

What's she doing?

5.



walking singing

What's \_\_\_\_\_ doing?

6.



playing baseball dancing

What's \_\_\_\_\_ doing?


# Number Practice

one


1 one	11 eleven	21 twenty-one
2 two	12 twelve	22 twenty-two
3 three	13 thirteen	23 twenty-three
4 four	14 fourteen	24 twenty-four
5 five	15 fifteen	25 twenty-five
6 six	16 sixteen	26 twenty-six
7 seven	17 seventeen	27 twenty-seven
8 eight	18 eighteen	28 twenty-eight
9 nine	19 nineteen	29 twenty-nine
10 ten	20 twenty	30 thirty

40 forty	70 seventy	90 ninety
50 fifty	80 eighty	100 one hundred
60 sixty		

## A Draw, trace, and write.



one one



two

3

three

4

four

5

five

6

six

7

seven

8

eight

9

nine

10

ten

11

eleven

12

twelve

13

thirteen

14

fourteen

15

16

fifteen

sixteen

17

18

seventeen

eighteen

19


20

nineteen

twenty


**B** Count, trace, and write.

30



thirty

40




forty

50



fifty

60



sixty

70



seventy

80



eighty




90



ninety

100




one hundred



Oxford University Press is the world's authority on the English language.

As part of the University of Oxford, we are committed to furthering English language learning worldwide.

We continuously bring together our experience, expertise and research to create resources such as this one, helping millions of learners of English to achieve their potential.



**OXFORD**  
UNIVERSITY PRESS

[www.oup.com/elt](http://www.oup.com/elt)



## Let's talk. Let's learn. Let's Go!

Energize your English classes with the trusted methodology of **LET'S GO**.

**LET'S GO** is full of fun, collaborative activities that get students talking in English from the very beginning.

- NEW** **Animated videos:** conversations, songs, and chants create excitement in class and motivate students to speak in English
- NEW** **Teacher's Resource Center:** Online Practice and an extensive online library of easy-to-access teaching resources help get the most out of each class
- NEW** **Can-do statements:** can-do statements with supporting activities allow students to measure their progress
- NEW** **Reading texts:** engaging texts build students' confidence in phonics and reading comprehension
- NEW** **Let's Begin series:** a two-level introductory course provides the perfect building blocks for learning English

### Students

- **Student Book**
- **Workbook**  
Online Practice
- **Online Play**  
Student's Website

### Teachers

- **Teacher's Pack**  
Classroom Presentation Tool,  
Teacher's Guide, and Teacher's  
Resource Center
- **Class Audio CDs**
- **Teacher Cards**

**CEFR**  
B1  
A2  
A1

ISBN 978-0-19-404939-9



9 780194 049399