

OXFORD

WORKBOOK



# 1 LET'S GO

5th Edition



Ritsuko Nakata  
Karen Frazier  
Barbara Hoskins

**WORKBOOK**

**1**  
**LET'S  
GO** 5th Edition



**Ritsuko Nakata   Karen Frazier   Barbara Hoskins**

**OXFORD**  
UNIVERSITY PRESS



**OXFORD**  
UNIVERSITY PRESS

198 Madison Avenue  
New York, NY 10016 USA

Great Clarendon Street, Oxford, OX2 6DP, United Kingdom

Oxford University Press is a department of the University of Oxford.  
It furthers the University's objective of excellence in research, scholarship,  
and education by publishing worldwide. Oxford is a registered trade  
mark of Oxford University Press in the UK and in certain other countries

© Oxford University Press 2018

The moral rights of the author have been asserted

First published in 2018

2022 2021 2020 2019 2018

10 9 8 7 6 5 4 3 2 1

### **No unauthorized photocopying**

All rights reserved. No part of this publication may be reproduced, stored  
in a retrieval system, or transmitted, in any form or by any means, without  
the prior permission in writing of Oxford University Press, or as expressly  
permitted by law, by licence or under terms agreed with the appropriate  
reprographics rights organization. Enquiries concerning reproduction  
outside the scope of the above should be sent to the ELT Rights Department,  
Oxford University Press, at the address above

You must not circulate this work in any other form and you must impose  
this same condition on any acquirer

Links to third party websites are provided by Oxford in good faith and for  
information only. Oxford disclaims any responsibility for the materials  
contained in any third party website referenced in this work

ISBN: 9780194049276 (WORKBOOK WITH ONLINE PRACTICE PACK)

ISBN: 9780194049283 (WORKBOOK PACK COMPONENT)

ISBN: 9780194049290 (ONLINE PRACTICE PACK COMPONENT)

Printed in China

This book is printed on paper from certified and well-managed sources

### ACKNOWLEDGMENTS

Cover illustration: Daniel Griffo

Back cover photograph: Oxford University Press building/David Fisher

Illustrations by: Bernard Adnet: 26(t), 62(tl, tr, 3b, 3b, 4a); Fian Arroyo: 6, 22, 23,  
37; Hector Borlasca: 34(t); Robin Boyer: 27, 28, 63, 64; Karen Brooks: 17, 18, 53,  
54; Nancy Gayle Carlson: 39(b), 50, 75, 76, 77, 78, 79, 80; Mike Dammer: 12(b);  
Bob Depew: 48, 49, 58, 59, 62(1a, 1b, 3a), 68, 74(t); Mena Dolobowsky: 7, 35, 36,  
71, 72; Liz Dubois: 32, 65(b); Elizabeth Dulemba: 16(t), 62(tc); Michael Gardner:  
43(cl), 49(b); Michael Garland: 8(t), 52(b); Daniel Griffo: cats on pages 3, 4, 6,  
8, 11, 12, 14, 16, 21, 22, 24, 26, 29, 30, 32, 34, 39, 40, 42, 44, 47, 48, 50, 52, 57,  
58, 60, 62, 65, 66, 68, 70; John Hom/AA Reps Inc.: 3, 11, 21, 29(t), 39(t), 47(t),  
57(t), 65(t); John Kurtz: 24, 41(br), 78(cr); Karen Lee: 69; KE Lewis: 47(b), 66, 67,  
73; Colleen Madden: 44(t); Dana Regan: 9, 10, 20, 31, 38, 45, 46; Mary Rojas:  
29(b), 33, 57(b); Janet Skiles: 34(b), 42, 43(t), 44(b), 55, 56, 70(b); Kristin Varner:  
4, 8(b), 12(b), 13, 15, 19, 24(tl), 25(t), 26(b), 40, 41(t), 51; Curt Walstead: 75(tl);  
Jason Wolff: 5, 25(b), 30, 43(b), 52(t), 60, 61, 74(b); Necdet Yilmaz: 70(t).


# Unit 1

## Things for School

### Let's Talk



#### A Read and trace.



#### B Trace and write.

1. What's your name?

I'm Jenny.

2. What is =

3. I am =





# Let's Learn



## A Check.

1.



- a book  
 a pencil

2.



- a chair  
 a desk

3.



- a ruler  
 an eraser

4.



- a bag  
 a pen

## B Trace and match.

1. It is a bag.

2. It is a ruler.

3. It is a desk.

4. It is a book.



## C Read and write.

1.



It's a ruler.

2.



It's \_\_\_\_\_.

3.



\_\_\_\_\_

4.



\_\_\_\_\_

## D Match.

1.



2.



3.



•

What's this?  
It's an eraser.

•

What's this?  
It's a pencil.

•

What's this?  
It's a pen.

✓ Parent's signature: \_\_\_\_\_



# Let's Learn More



## A Trace.



1. a marker



2. a poster



3. a globe



4. a table

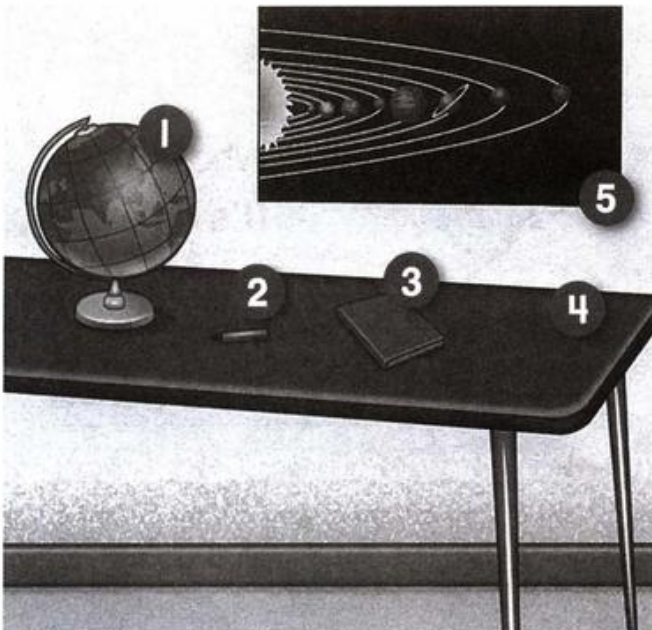


5. a wastebasket



6. a board

## B Trace and write.



1. This is a globe.

2. \_\_\_\_\_

3. \_\_\_\_\_

4. \_\_\_\_\_

5. \_\_\_\_\_

table  
book  
globe  
marker  
poster


## C Unscramble, write, and circle.

1. this a Is marker

Is this \_\_\_\_\_ ?

Yes, it is.

No, it isn't.



2. this Is crayon a

\_\_\_\_\_ ?

Yes, it is.

No, it isn't.



3. poster a Is this

\_\_\_\_\_ ?

Yes, it is.

No, it isn't.



4. Is wastebasket this a

\_\_\_\_\_ ?

Yes, it is.

No, it isn't.



## D Match.

1. Take out your book.



2. Open your book.



3. Close your book.



4. Put away your book.


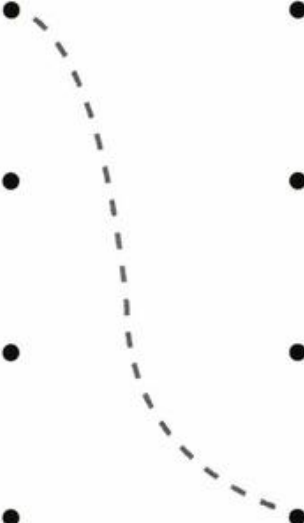


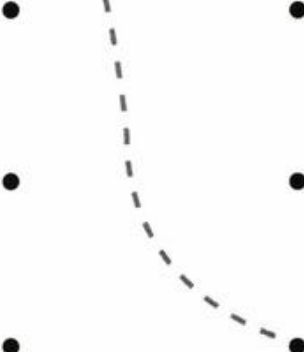


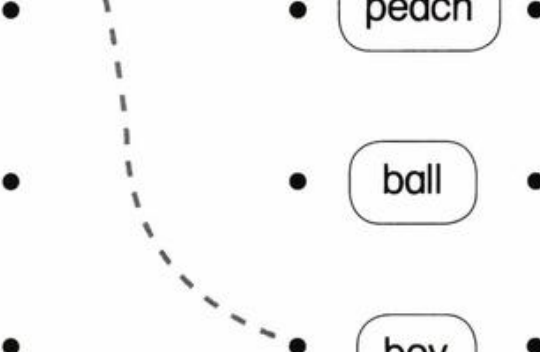


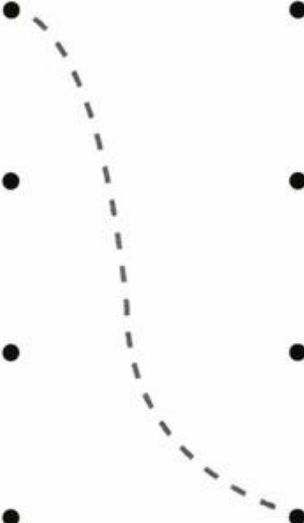













## Phonics

### A Match.

-  •  •  •
-  •  •  •
-  •  •  •
-  •  •  •
-  •  •  •
-  •  •  •

**Bb**

**Pp**

### B Write.

1. **Bb**

ball

\_\_\_\_\_

\_\_\_\_\_

\_\_\_\_\_

\_\_\_\_\_

\_\_\_\_\_

2. **Pp**

peach

\_\_\_\_\_

\_\_\_\_\_

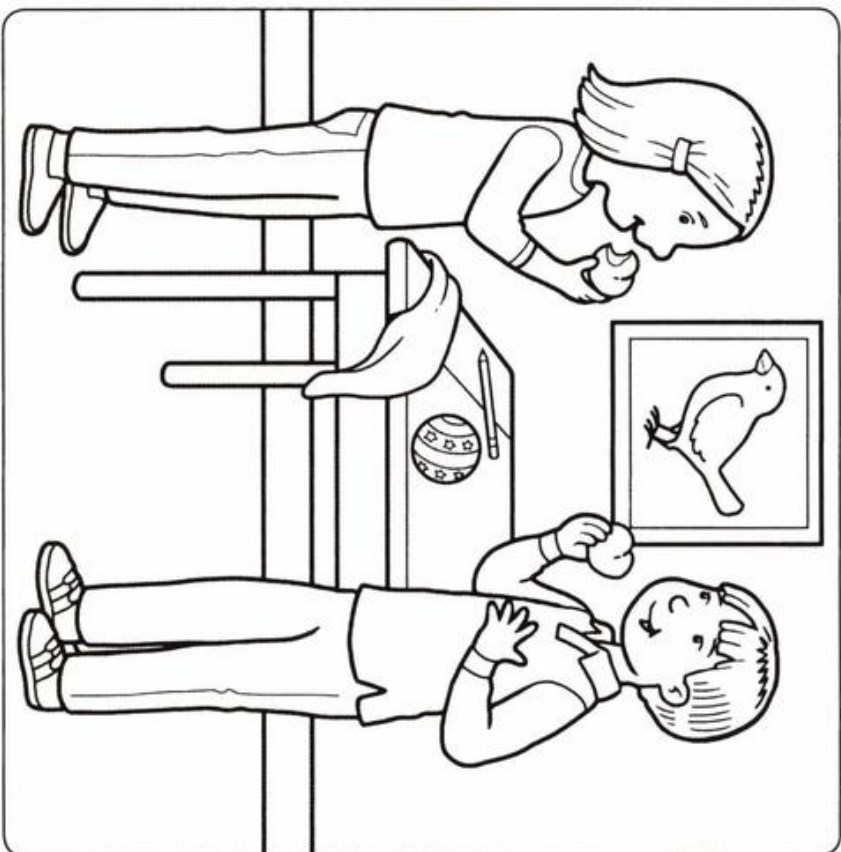
\_\_\_\_\_

\_\_\_\_\_

\_\_\_\_\_

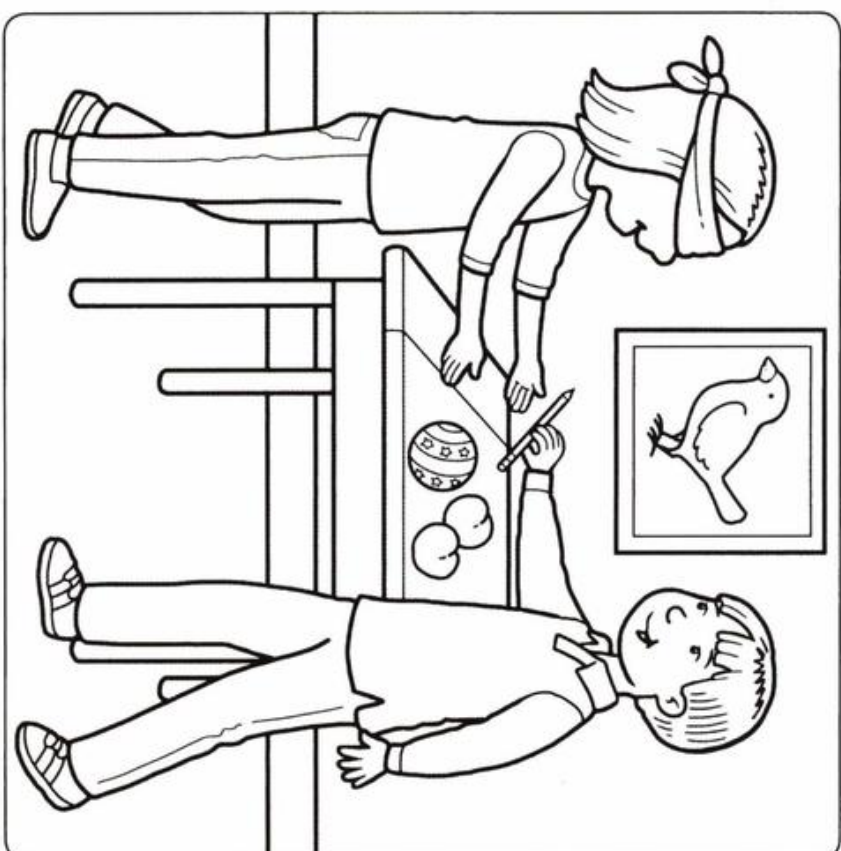


## Guessing Game




**It's a peach!**

Copyright © Oxford University Press. All rights reserved.




**What's this?  
It's a pencil.**





**Is this a ball?**  
**Yes, it is.**

2



**Is this a ball?**  
**No, it isn't.**

3

# Unit 2

# Colors and Shapes


## Let's Talk



### A Read and trace.

Hi! How are you?

I'm fine. Thank you.




### B Read and write.

I'm      How are you      Hi      great

\_\_\_\_\_, how are you?

I'm \_\_\_\_\_ ?



OK.



# Let's Learn



## A Unscramble, match, and color.

1. clabk

black

2. regano

3. energ

4. weloly

5. worbn



## B Look and write.



1. It's pink.



2. \_\_\_\_\_




3. \_\_\_\_\_



4. \_\_\_\_\_

### C Read, circle, and color.

b = brown      o = orange      r = red  
p = purple      g = green      y = yellow

1.  What color is this?  
It's red.  
It's yellow.

2.  What color is this?  
It's yellow.  
It's brown.


3.  What color is this?  
It's green.  
It's purple.

4.  What color is this?  
It's green.  
It's orange.


5.  What color is this?  
It's red.  
It's brown.

6.  What color is this?  
It's purple.  
It's orange.


### D Trace, write, and color.

1. 

What color is this?  
It's pink.

2. 

What color \_\_\_\_\_ ?  
It's \_\_\_\_\_ .

3. 

What \_\_\_\_\_ ?  
\_\_\_\_\_ .  
\_\_\_\_\_ .

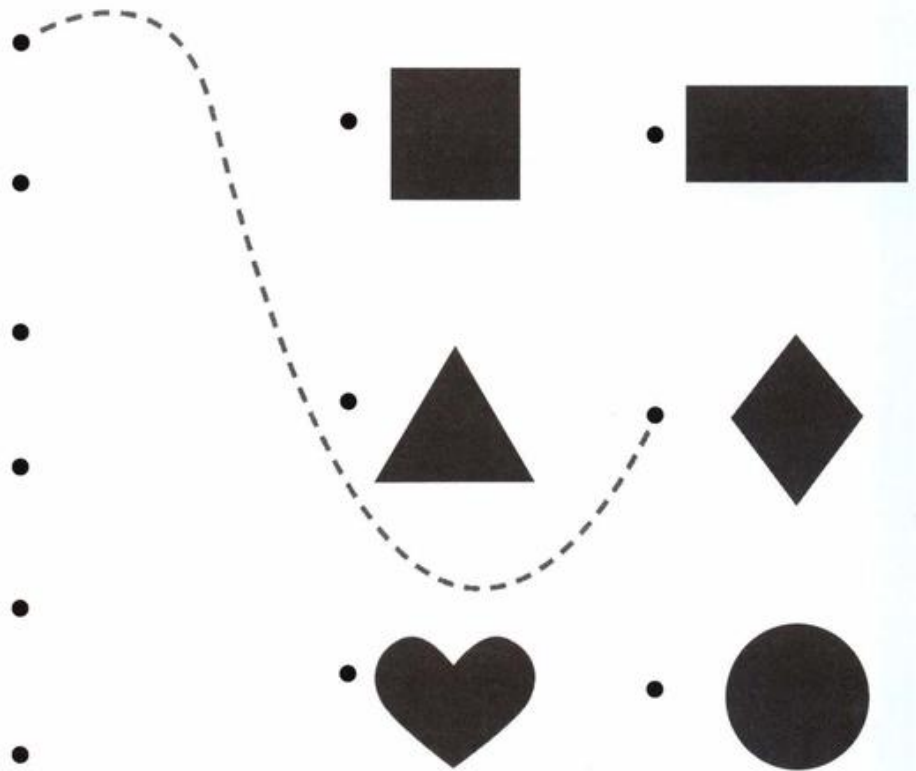


# Let's Learn More








## A Trace and match.

1. a diamond
2. a circle
3. a triangle
4. a heart
5. a square
6. a rectangle





## B Read and check.


|                         |  |  |  |  |  |
|-------------------------|---|---|--|---|---|
| 1. This is a rectangle. |   |   |  | ✓   |   |
| 2. This is an oval.     |   |   |  |   |   |
| 3. This is a diamond.   |   |   |  |   |   |
| 4. This is a star.      |   |   |  |   |   |
| 5. This is a square.    |   |   |  |   |   |


### C Look and circle.

1.  Is this a triangle?  
Yes, it is.  
No, it isn't.

2.  Is this a heart?  
Yes, it is.  
No, it isn't.

3.  Is this a star?  
Yes, it is.  
No, it isn't.

4.  Is this a rectangle?  
Yes, it is.  
No, it isn't.

5.  Is this a diamond?  
Yes, it is.  
No, it isn't.

6.  Is this a circle?  
Yes, it is.  
No, it isn't.

### D Trace and write.



Is this yellow?  
Yes, it is.



this a star?  
No, . It's a



purple?  
. It's












rectangle?







## Phonics

### A Match and trace.


|    |   |   |   |               |
|----|---|---|---|---------------|
| 1. |    |  |    | • <u>cow</u>  |
| 2. |    |   |   | • <u>gate</u> |
| 3. |    |   |   | • <u>cat</u>  |
| 4. |  |   |  | • <u>coat</u> |
| 5. |  |   |   | • <u>goat</u> |
| 6. |  |   |   | • <u>girl</u> |

### B Write.

|              |   |              |   |
|--------------|---|--------------|---|
| 1. <b>Cc</b> |  | 2. <b>Gg</b> |  |
|--------------|---|--------------|---|



## Fun on the Farm



**Wow! This is a cow, too!  
It's a brown cow!**

Copyright © Oxford University Press. All rights reserved.



**Is this a heart?  
Yes, it is.**





**It's a goat!**  
**It's black and white.**



**It's a cow.**

# Let's Review



## A Read and match.

1. What's this?



• It's black.

2. Is this a diamond?



• It's a globe.

3. What color is this?



• No, it isn't. It's a circle.

4. Is this a star?



• Yes, it is.

## B Circle and color.

1. This is a black marker.



2. This is a green triangle.



3. This is a blue diamond.



4. This is a red table.





### C Look and check.

What's in the bag?



- |   |                                    |
|---|------------------------------------|
| <input checked="" type="checkbox"/> a pencil case | <input type="checkbox"/> a crayon  |
| <input type="checkbox"/> a pencil                 | <input type="checkbox"/> a map     |
| <input type="checkbox"/> a book                   | <input type="checkbox"/> a poster  |
| <input type="checkbox"/> a pen                    | <input type="checkbox"/> a ruler   |
| <input type="checkbox"/> a notebook               | <input type="checkbox"/> an eraser |
| <input type="checkbox"/> a globe                  |                                    |

### D Match.

1. Put away your book. ●

2. Draw a picture. ●

3. Open your book. ●

4. Put away your pencil. ●

5. Take out your book. ●



# Unit 3


## At the Store Let's Talk



### A Trace and write.

Hello This play friend

Hi, Scott. \_\_\_\_\_ is my \_\_\_\_\_, Sarah.



\_\_\_\_\_, Sarah.

Hi, Scott. Let's \_\_\_\_\_!

### B Read and number.




Hi, Andy.  
Let's play!



Hello,  
Sarah.



Hi, Andy. This  
is my friend,  
Sarah.



✓ Parent's signature: \_\_\_\_\_



# Let's Learn



## A Write.

crayon  
markers

pencil case  
notebooks

crayons  
marker



1. pencil case



2. markers



3. \_\_\_\_\_



4. \_\_\_\_\_



5. \_\_\_\_\_



6. \_\_\_\_\_

## B Read, draw, and color.

1. Draw 5 green notebooks.



2. Draw 1 red table.

Draw 4 blue pencil cases.



### C Look and circle.



1. One crayon.

Ten crayons.

2. One pencil case.

Twelve pencil cases.

3. One marker.

Eight markers.

4. One notebook.

Ten notebooks.

### D Write and check.



1. How many markers?

Three markers.

Four markers.



2. How many \_\_\_\_\_?

Two pencils.

Three pencils.



3. \_\_\_\_\_?

Five notebooks.

Seven notebooks.



4. \_\_\_\_\_?

Eight crayons.

Ten crayons.

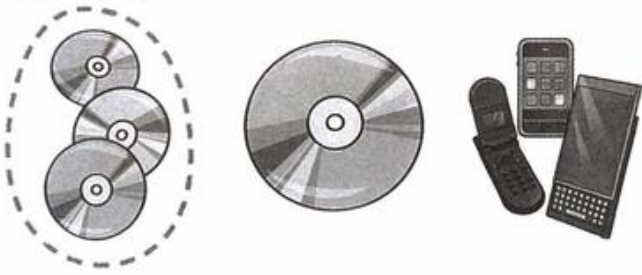


# Let's Learn More



## A Read and circle.

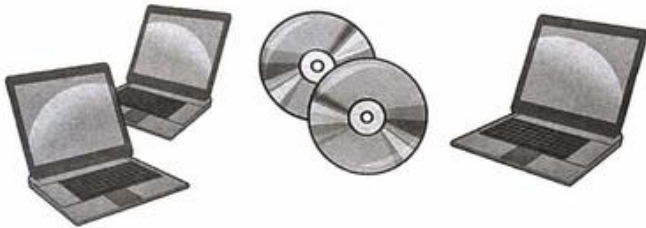
1. CDs



2. a cell phone



3. computers



4. a video game



## B Look and check.

1.



- It's a pencil case.
- They're pencil cases.

2.



- It's a computer.
- They're computers.

3.



- It's a video game.
- They're video games.

4.



- It's a cell phone.
- They're cell phones.

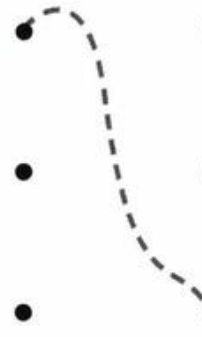
**C Trace, write, and match.**

1. What are these?

2. What's this?

3. \_\_\_\_\_ ?

4. \_\_\_\_\_ ?



- It's a video game.
- It's a cell phone.
- They're CDs.
- They're computers.

**D Trace and write.**

1, 2, 3, 4 ...

Point Find Count



Count the books.



the video games.



to the computer.



the video games.

✓ Parent's signature: \_\_\_\_\_



# Let's Read



## Phonics

### A Trace and match.

1. desk

2. tiger

3. two

4. duck

5. door

6. toys

Dd

Tt



2

### B Write.

Dd




Tt






## Let's Count!




How many tigers?  
One tiger!

Copyright © Oxford University Press. All rights reserved.



What are these?  
They're yellow ducks.





**How many ducks?  
Ten ducks!**

**2**



**Count the crayons.  
Two crayons! Red and green.**


**3**


# Unit 4

## People at Home Let's Talk



### A Read and number.


 It's nice to meet you, Andy.

 Hi, Mom! This is my friend, Andy.

 It's nice to meet you, too.



### B Trace and write.

1.  This is my mother.

2.  This is \_\_\_\_\_.

3.  \_\_\_\_\_

4.  \_\_\_\_\_

father  
mother  
sister  
brother



# Let's Learn



## A Trace and write.



baby sister  
mother  
grandfather  
father  
brother  
grandmother

1. mother

3. \_\_\_\_\_

5. \_\_\_\_\_

2. \_\_\_\_\_

4. \_\_\_\_\_

6. \_\_\_\_\_

## B Circle.



he  
she



he  
she



he  
she

**C** Read and match



1. grandmother

2. brother

3. baby sister

4. grandfather



**D** Read, write, and circle.

1. Who's she?

She's my sister.



2. he?

He's my father.



?

She's my mother.



4. ?

She's my grandmother.



✓ Parent's signature: \_\_\_\_\_



# Let's Learn More



## A Trace and match.

1. young



tall



2. short



old



3. pretty



handsome



## B Unscramble and write.

1. horts



He's short.

2. yetrtp



She's

3. dol



4. ongyu



## C Trace and write.



Is she short?

Yes, she is.



Is he tall?

No, he isn't.



Is he young?

Yes, .



Is she tall?

Yes, .

## D Look and circle.



- a. Read a book.  
b. Count to ten.



- a. Say the alphabet.  
b. Write the word.



- a. Say the alphabet.  
b. Count to ten.



- a. Write the word.  
b. Say the alphabet.





## Phonics

### A Unscramble and write.

1. pac



cap

2. gab



\_\_\_\_\_

Aa

3. tac



\_\_\_\_\_

4. peapl



\_\_\_\_\_

### B Look and check.

1.



- cap  
 coat

2.



- goat  
 apple

3.



- gate  
 bag

4.




- cat  
 cap



# Short and Tall




This is my bag.  
It's nice.



She's my sister.  
She's tall!


Copyright © Oxford University Press. All rights reserved.





**This is my cap.  
It's nice, too.**

**2**



**Who's he?  
He's my brother. He's short.**

**3**

# Let's Review



## A Look and write.

1. What are these?



They're cell phones.

2. What is this?



It's

3. What are these?



## B Read and write.

1. Who's he?

He's my brother.



Who's she  
Who's he  
What are these  
What's this

2. \_\_\_\_\_?



3. \_\_\_\_\_?



It's a computer.

4. \_\_\_\_\_?

She's my mother.





### C Trace and write.

1. Who's he?

grandfather  
old



He's my \_\_\_\_\_

He's \_\_\_\_\_

2. Who's she?

mother  
pretty



She's \_\_\_\_\_

### D Look and circle.

1.



tall

short

2.



handsome

pretty

3.



sister

mother

4.



baby sister

brother

5.



young

old

6.



brother

father

# Unit 5

# Happy Birthday! Let's Talk



## A Read and write.

you      How old      birthday      seven      Thank      is

1.

Happy birthday, Jenny!  
\_\_\_\_\_ are you?



I'm \_\_\_\_\_ years old.

2.

This \_\_\_\_\_ for \_\_\_\_\_.



\_\_\_\_\_ you!

## B Write and draw.



1. I'm six years old.

2. I'm \_\_\_\_\_.

✓ Parent's signature: \_\_\_\_\_



# Let's Learn



## A Read and match.

1. a baseball •

2. a robot •

3. a bat •

4. a car •

5. a doll •

6. a puzzle •



## B Look and circle.

1. It's a kite.  
bat.



2. It's a baseball.  
doll.



3. It's a puzzle.  
bicycle.



4. It's a yo-yo.  
jump rope.



### C Write and check.

1. What is it?



- It's a robot.
- It's a puzzle.
- I don't know.

2. What \_\_\_\_\_?



- It's a bicycle.
- It's a yo-yo.
- I don't know.

3. \_\_\_\_\_?



- It's a doll.
- It's a car.
- I don't know.


4. \_\_\_\_\_?



- It's a jump rope.
- It's a ball.
- I don't know.

### D Write.

1. What is it?



It's a kite.

2. What \_\_\_\_\_?



It's \_\_\_\_\_.

3. \_\_\_\_\_?



\_\_\_\_\_.

4. \_\_\_\_\_?



\_\_\_\_\_.

✓ Parent's signature: \_\_\_\_\_



# Let's Learn More



## A Trace and circle.

1. big



2. little



3. long



4. short



5. round



6. square



## B Circle and write.

1. long  
short



It's a long jump rope.

2. big  
little



It's a \_\_\_\_\_ bicycle.

3. round  
square



It's a \_\_\_\_\_ CD.

4. new  
old



It's an \_\_\_\_\_ kite.

## C Read and check.

1. Is it a long pencil case?



Yes, it is.

No, it isn't. It's a short pencil case.

2. Is it an old video game?



Yes, it is.

No, it isn't. It's a new video game.

3. Is it an old bicycle?



Yes, it is.

No, it isn't. It's a new bicycle.


## D Trace and match.

1. jump rope

2. catch a ball

3. ride a bicycle

4. throw a ball








## Phonics

### A Write.



egg



p g



p t



b d

### B Match.

1. pet



2. peg



3. bed



4. egg

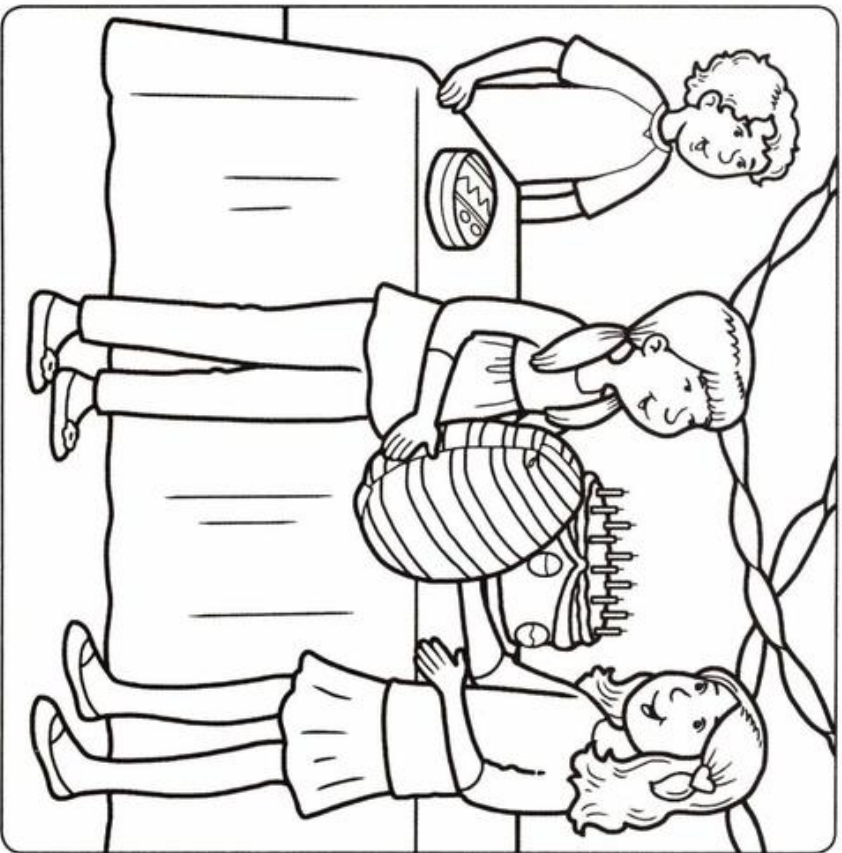




**Oh! I love eggs!**


Copyright © Oxford University Press. All rights reserved.

**This Is for You!**




**This is for you.  
Thank you!**





**What is it?  
It's a little bed.**



**Is it an egg?  
No, it isn't. It's a box.**



# Outdoors

## Let's Talk



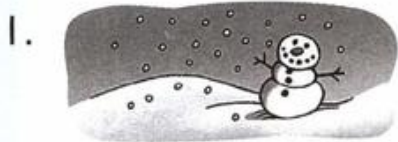
### A Trace and match.

1. windy
2. sunny
3. snowy
4. cloudy
5. rainy



### B Write.

How is the weather?



It's snowy today.



It's \_\_\_\_\_ today.



\_\_\_\_\_ today.



\_\_\_\_\_


sunny  
rainy  
cloudy  
snowy





# Let's Learn





## A Write and match.


1. a puddle  ●


2. \_\_\_\_\_  ●


3. \_\_\_\_\_  ●

4. \_\_\_\_\_  ●

● \_\_\_\_\_  ●

● \_\_\_\_\_  ●

● \_\_\_\_\_  ●

● puddles  ●

a puddle  
puddles  
a flower  
flowers  
a cloud  
clouds  
a tree  
trees

## B Read and circle.

1. There is five flowers.  
There are



2. There is one tree.  
 There are



3. There is three clouds.  
 There are



4. There is one puddle.  
 There are



**C Count and write.**

1. There are five flowers.

2. There's one

3.

4.



**D Count and write.**



How many books are there?

There are three books.



\_\_\_\_\_ pens are there?



\_\_\_\_\_ computers \_\_\_\_\_?

There's \_\_\_\_\_.



\_\_\_\_\_?

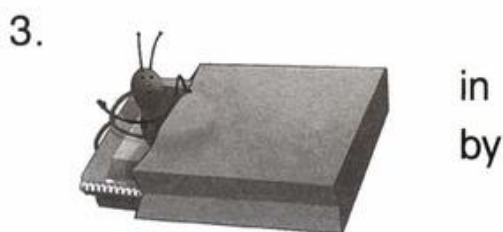


\_\_\_\_\_ erasers.



# Let's Learn More



## A Circle.



## B Trace and write.



Where's the baseball?

It's in the puddle.



are the flowers?

They're the table.



the bat?

the tree.



the jump rope?

the table.

**C Read and write.**

by in on under



1. Where's the book?

It's \_\_\_\_\_ the bag.

2. Where are the balls?

They're \_\_\_\_\_ the bag.



3. Where's the bicycle?

It's \_\_\_\_\_ the table.

4. Where are the dolls?

They're \_\_\_\_\_ the table.

**D Look and write.**



Put the baseball \_\_\_\_\_ the table.



Put the bat \_\_\_\_\_ the baseball.



\_\_\_\_\_ the bag.



\_\_\_\_\_ the tree.

✓ Parent's signature: \_\_\_\_\_





## Phonics

### A Circle.

1.




p a t  
b i g  
b e d




2.

t a b  
p i t  
b e g



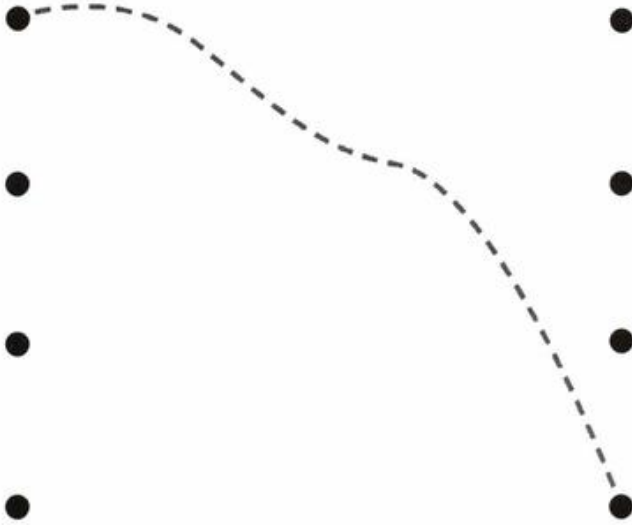
3.



p e g  
b e d  
d i d

### B Match.

1. pit




2. bib



3. igloo

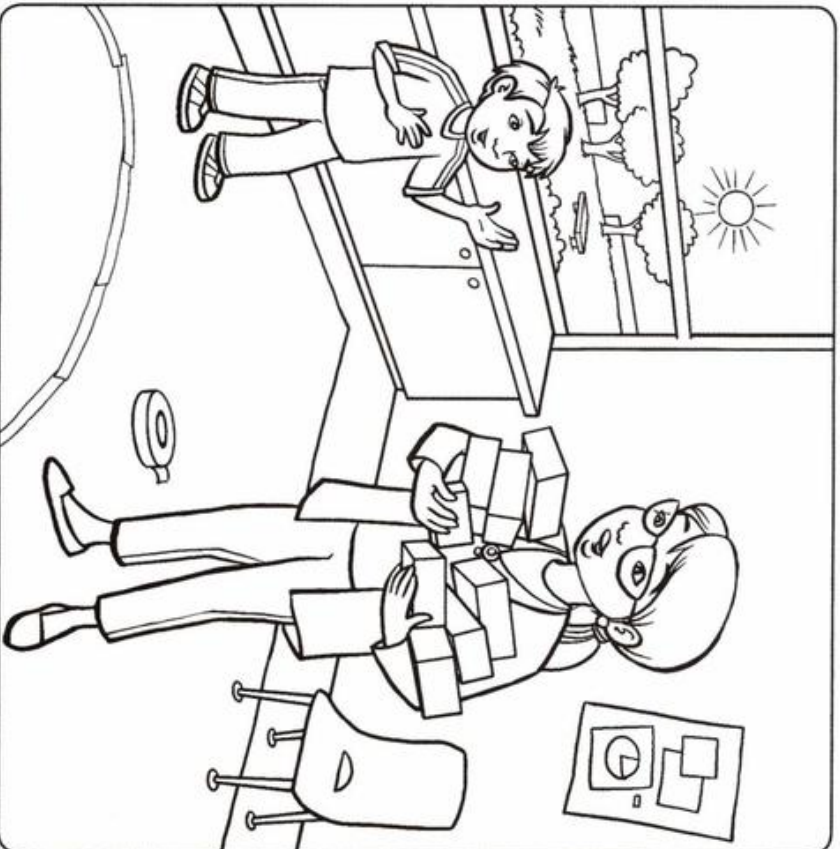


4. big






# A Sunny Day Igloo




**Let's make an igloo!**  
**It isn't snowy. It's sunny.**




**This is a great igloo!**

Copyright © Oxford University Press. All rights reserved.





Put these big boxes on the circle.  
OK!



Put glue on these boxes.



# Let's Review



## A Read and write.

Where are the flowers      How many flowers are there  
What is it      Where's the book      Is it a big box



1. What is it?

It's a short pencil.



2. \_\_\_\_\_ ?

There are five flowers.



3. \_\_\_\_\_ ?

It's in the bag.



4. \_\_\_\_\_ ?

They're next to the tree.



5. \_\_\_\_\_ ?

No, it isn't. It's a little box.



**B Write.**

in on under by

1.



The cat is in the bag.

2.



The cat is

3.



4.



**C Look and write.**

three two four one

1.



How many puzzles are there?

There are two puzzles.

2.



How many clouds are there?

There are

3.



How many dolls are there?

There's

4.



How many puddles are there?

# Unit 7

## Food Let's Talk



### A Write.

hungry thirsty


1.



2.



3.



4.



### B Trace and write.

Here you are.

You're welcome.

Thank you.

Here you are.




✓ Parent's signature: \_\_\_\_\_




# Let's Learn





## A Write.

1.  → 

|   |   |   |   |   |   |   |   |
|---|---|---|---|---|---|---|---|
| S | A | N | D | W | I | C | H |
|   |   |   |   | G |   |   |   |
|   |   | L | D |   |   |   |   |
|   |   |   |   | N | A | N | A |

2.  →

3.  →

4.  →

5. I'm thirsty. I want a \_\_\_\_\_.

## B Look and circle.

1. What do you want?



- a robot
- a yo-yo
- a doll

2. What do you want?



- an egg
- a banana
- a cookie

3. What do you want?



- a salad
- a soda
- a sandwich

4. What do you want?

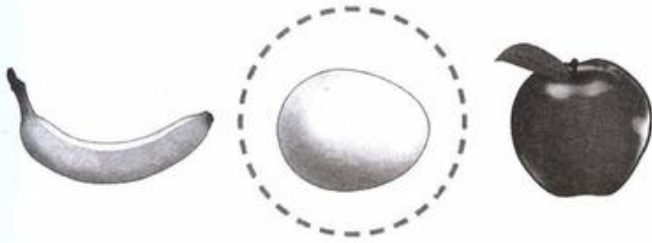


- a pen
- a pencil
- an eraser

**C Trace, write, and circle.**

1. What do you want?

I want an egg.



2. What do \_\_\_\_\_?

I want a soda.



3. \_\_\_\_\_?

I want a sandwich.



4. \_\_\_\_\_?

I want a banana.



**D Read and circle.**

What do you want?

1. I want a banana and an orange.



2. I want a sandwich and a salad.



3. I want an orange and a banana.



4. I want a milkshake and a cookie.



✓ Parent's signature: \_\_\_\_\_



# Let's Learn More



## A Unscramble, write, and match.

1. cie amerc

ice cream

2. zizap

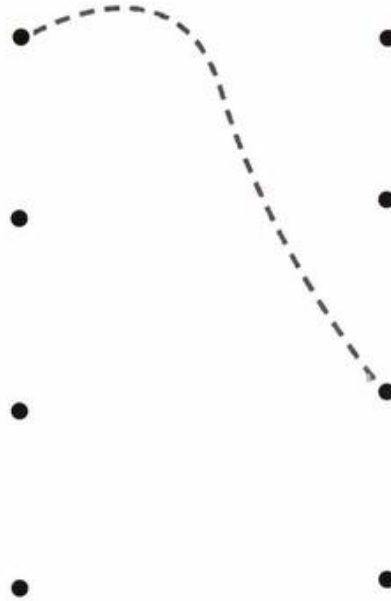
\_\_\_\_\_

3. cire

\_\_\_\_\_

4. cichekn

\_\_\_\_\_



## B Write.

1.



I want cake.

I don't want bread.

2.



I \_\_\_\_\_ fish.

3.



### C Read and circle.

1. Do you want bread?

Yes, I do.

No, I don't.



2. Do you want pizza?

Yes, I do.

No, I don't.



3. Do you want cake?

Yes, I do.

No, I don't.



4. Do you want chicken?

Yes, I do.

No, I don't.



### D Trace and match.

1. brush my teeth

2. eat pizza

3. drink milk

4. wash my hands



✓ Parent's signature: \_\_\_\_\_





## Phonics

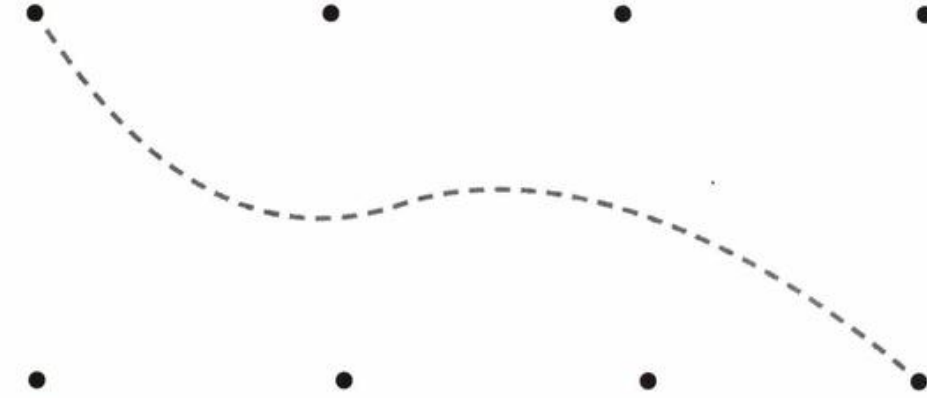

### A Read and match.

1. pot


2. top


3. dot


4. octopus




### B Write and circle.

1. 

2. 

3. 

4. 

a.



b.



a.



b.



a.



b.



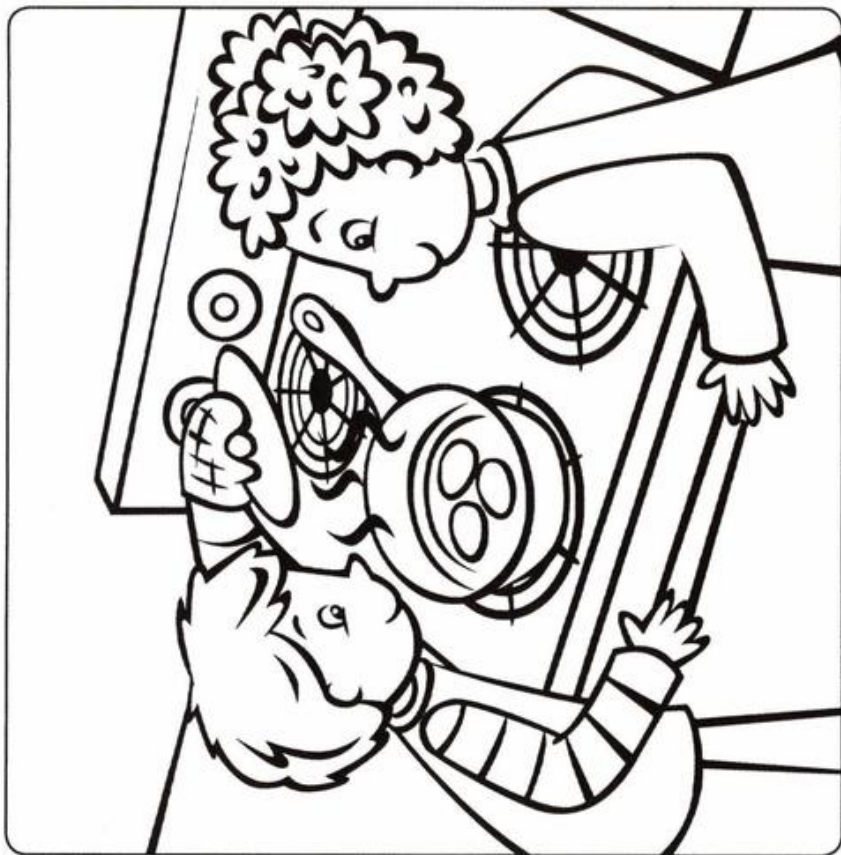
a.



b.



**I'm Hungry!**



**I'm hungry.  
Look! There are eggs in the pot!**

Copyright © Oxford University Press. All rights reserved.



**It's an ice cream sandwich!  
Yum!**







**I don't want eggs.**

**2**



**I want cookies and ice cream.**

**3**

# Unit 8

## Animals Let's Talk



### A Trace.

What's your favorite color?




Blue. What about you?

I like green.

### B Unscramble, write, and number.

green I like

③ I like green.



color favorite is What your

\_\_\_\_\_ ?

about What you Purple

\_\_\_\_\_ ?




# Let's Learn



## A Trace, match, and write.

1.  a frog

2. 

3.  a dog

4. 

 birds

 rabbits





## B Write.

1. I like rabbits.

2. \_\_\_\_\_

3. \_\_\_\_\_

4. \_\_\_\_\_

5. \_\_\_\_\_

6. \_\_\_\_\_



### C Write and circle.


1. What do you like?

I like frogs.  
birds.



2. \_\_\_\_\_ ?

I like birds.  
rabbits.



3. \_\_\_\_\_ ?

I like turtles.  
rabbits.




### D Trace and write.

What do you like?



I like \_\_\_\_\_.

What do you like?



I like \_\_\_\_\_.

✓ Parent's signature: \_\_\_\_\_



# Let's Learn More



## A Unscramble, write, and match.

1. noil

a lion

2. yonmek

a

3. frigeaf

a

4. thelepan


an

e

lions

m

g



## B Write.




I like lions.

I don't like bears.



giraffes.

monkeys.



### C Write.

1. Do you like lions?

No, I don't.

2. \_\_\_\_\_ ?

Yes, I do.

3. \_\_\_\_\_ ?

No, I don't.



### D Look and write.

rabbit fish lion goat



feed a \_\_\_\_\_



pet a \_\_\_\_\_



see a \_\_\_\_\_



hear a \_\_\_\_\_

✓ Parent's signature: \_\_\_\_\_





# Phonics

## A Circle.

1.



p u t

b o p

t a b

2.

b u t

p o d

d i g




3.



p a t

c o p

t u g



## B Write and match.

bug umbrella tub cup

1.



•

•

b

2.



•

•

u

3.



•

•

t

4.




•

•

c



# I Like Bugs!



**I like birds. What about you?**  
**I like bugs.**

Copyright © Oxford University Press. All rights reserved.



**There's a spider.**  
**I like spiders! They're bugs.**





**Do you like rabbits?  
No, I don't.**



**I like frogs!  
I don't like frogs.**






# Let's Review



## A Read and match.

- |                           |   |                                |
|---------------------------|---|--------------------------------|
| 1. Do you like lions?     | • | • Yes, I do. I want an orange. |
| 2. What do you want?      | • | • I want pizza.                |
| 3. Do you want ice cream? | • | • Yes, I do. I like lions.     |
| 4. What do you like?      | • | • I like monkeys.              |
| 5. Do you want an orange? | • | • No, I don't. I want pizza.   |

## B Look and write.



1. I like giraffes.

3. \_\_\_\_\_ elephants.

2. \_\_\_\_\_ bears.

4. \_\_\_\_\_ lions.



### C Look and check.

1.



- pizza
- chicken
- a salad
- a sandwich
- an egg

2.



- a milkshake
- milk
- a soda
- water
- juice

3.



- cake
- fish
- pizza
- ice cream
- an orange

4.



- bread
- an apple
- rice
- a banana
- a cookie

### D Unscramble, write, and match.

1. rkidn kmli

drink milk

2. shaw ym dansh

\_\_\_\_\_

\_\_\_\_\_

3. shurb ym ehtet

\_\_\_\_\_

\_\_\_\_\_

4. defe a shif

\_\_\_\_\_

\_\_\_\_\_



# My Picture Dictionary



**A** Draw, color, and write.

**A**


\_\_\_\_\_

\_\_\_\_\_

\_\_\_\_\_



Andy



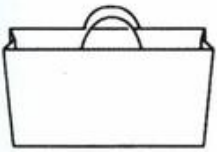
an apple

**B**

\_\_\_\_\_

\_\_\_\_\_

\_\_\_\_\_



\_\_\_\_\_

\_\_\_\_\_

\_\_\_\_\_



\_\_\_\_\_

\_\_\_\_\_


\_\_\_\_\_



\_\_\_\_\_

\_\_\_\_\_

\_\_\_\_\_



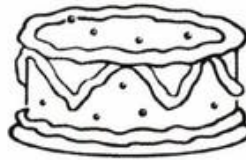
black

**C**

\_\_\_\_\_

\_\_\_\_\_

\_\_\_\_\_



\_\_\_\_\_

\_\_\_\_\_


\_\_\_\_\_



\_\_\_\_\_

\_\_\_\_\_

\_\_\_\_\_



\_\_\_\_\_

\_\_\_\_\_


\_\_\_\_\_



\_\_\_\_\_

\_\_\_\_\_

\_\_\_\_\_




a circle



\_\_\_\_\_

\_\_\_\_\_

\_\_\_\_\_



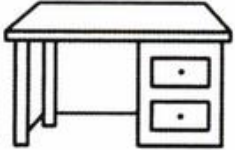
crayons



**D**

\_\_\_\_\_

\_\_\_\_\_




\_\_\_\_\_

\_\_\_\_\_



\_\_\_\_\_

\_\_\_\_\_




a duck

**E**

\_\_\_\_\_

\_\_\_\_\_




an egg

8

\_\_\_\_\_

\_\_\_\_\_



an elephant



\_\_\_\_\_

\_\_\_\_\_

**F**

\_\_\_\_\_

\_\_\_\_\_



\_\_\_\_\_

\_\_\_\_\_

5

\_\_\_\_\_

\_\_\_\_\_



\_\_\_\_\_

\_\_\_\_\_

4


\_\_\_\_\_

\_\_\_\_\_

**G**

\_\_\_\_\_

\_\_\_\_\_




a girl



\_\_\_\_\_

\_\_\_\_\_



green

H

\_\_\_\_\_



\_\_\_\_\_

I

\_\_\_\_\_



\_\_\_\_\_

J

\_\_\_\_\_




\_\_\_\_\_

K

\_\_\_\_\_



\_\_\_\_\_



\_\_\_\_\_

L

\_\_\_\_\_




\_\_\_\_\_

M


\_\_\_\_\_



\_\_\_\_\_




markers



me



\_\_\_\_\_



\_\_\_\_\_



\_\_\_\_\_



**N**

\_\_\_\_\_

name

a nest

9



**O**

\_\_\_\_\_


an octopus

I

\_\_\_\_\_


orange

**P**



pink

purple



**Q**




**R**


\_\_\_\_\_




\_\_\_\_\_




red



rice



\_\_\_\_\_



\_\_\_\_\_

**S**


\_\_\_\_\_

7


\_\_\_\_\_

6


\_\_\_\_\_



a square




a star



sunny

**T**

\_\_\_\_\_



a table

10

\_\_\_\_\_

3

\_\_\_\_\_



\_\_\_\_\_

2

\_\_\_\_\_



U

\_\_\_\_\_



\_\_\_\_\_

V


\_\_\_\_\_




\_\_\_\_\_

W

\_\_\_\_\_



a watch



white

X


\_\_\_\_\_



\_\_\_\_\_

Y

\_\_\_\_\_




yellow



\_\_\_\_\_

Z

\_\_\_\_\_



zero

Oxford University Press is the world's authority on the English language.

As part of the University of Oxford, we are committed to furthering English language learning worldwide.

We continuously bring together our experience, expertise and research to create resources such as this one, helping millions of learners of English to achieve their potential.



**OXFORD**  
UNIVERSITY PRESS

[www.oup.com/elt](http://www.oup.com/elt)



## Let's talk. Let's learn. Let's Go!

Energize your English classes with the trusted methodology of **LET'S GO**.

**LET'S GO** is full of fun, collaborative activities that get students talking in English from the very beginning.

- NEW** **Animated videos:** conversations, songs, and chants create excitement in class and motivate students to speak in English
- NEW** **Teacher's Resource Center:** Online Practice and an extensive online library of easy-to-access teaching resources help get the most out of each class
- NEW** **Can-do statements:** can-do statements with supporting activities allow students to measure their progress
- NEW** **Reading texts:** engaging texts build students' confidence in phonics and reading comprehension
- NEW** **Let's Begin series:** a two-level introductory course provides the perfect building blocks for learning English

### Students

- **Student Book**
- **Workbook**  
Online Practice
- **Online Play**  
Student's Website

### Teachers

- **Teacher's Pack**  
Classroom Presentation Tool, Teacher's Guide, and Teacher's Resource Center
- **Class Audio CDs**
- **Teacher Cards**

**CEFR**

B1

A2

A1

ISBN 978-0-19-404927-6



9 780194 049276