


# First Friends 2

Activity Book



Susan Iannuzzi

OXFORD  
UNIVERSITY PRESS



Bookkand.com

# Level 2 Scope and Sequence



Topics & Objectives	Vocabulary	Structure	Values & Everyday English	Songs & Projects	Phonics
<b>1 Hello</b> (Greetings) <ul style="list-style-type: none"> <li>Say hello and introduce yourself</li> </ul>	Adam Baz Jig Pat Tess  1–10 (review)	Hello / Hi. I'm ... Bye. How are you?  I'm fine, thank you.	Being friendly  Nice to see you. Nice to see you, too.	<b>Lesson 2:</b> Hello, Pat! <b>Lesson 3:</b> Point to Jig <b>Lesson 6:</b> a & b song	<b>a</b> apple <b>b</b> bird
<b>2 My Classroom</b> (Classroom objects) <ul style="list-style-type: none"> <li>Ask about and identify things</li> </ul>	bin board chair door picture table window	What's this? It's a ...	Listening to the teacher  Please put away your books and come here. Miss	<b>Lesson 3:</b> Look at Me <b>Lesson 6:</b> c & d song	<b>c</b> cat <b>d</b> dog
<b>3 Playtime</b> (Toys) <ul style="list-style-type: none"> <li>Identify possessions</li> </ul>	balloon boat car doll game puzzle robot	This is my ... This is your ...	Learning to share  Let's share. Here you are. Here you go.	<b>Lesson 3:</b> Doll and Robot <b>Lesson 6:</b> e & f song	<b>e</b> egg <b>f</b> fan
<b>4 My Things</b> (School possessions) <ul style="list-style-type: none"> <li>Ask someone's age</li> <li>Ask about quantities</li> </ul>	book eraser lunch box notebook pencil pencil box water bottle	How many ...? Plurals How old are you?	Taking care of things  Take care of your jacket.	<b>Lesson 3:</b> How Many Pencils? <b>Lesson 4:</b> Count With Me. <b>Lesson 6:</b> g & h song <b>Project:</b> number collage	<b>g</b> girl <b>h</b> hand
<b>5 Shapes and Colors</b> <ul style="list-style-type: none"> <li>Describe the shape and color of objects</li> </ul>	circle rectangle square triangle black brown pink white	It's (brown). It's a (pink) (triangle).	Being neat and tidy  Clean up. Let's work together.	<b>Lesson 3:</b> Shapes and Colors <b>Lesson 6:</b> i, j, & k song	<b>i</b> insect <b>j</b> jar <b>k</b> kite

Topics & Objectives	Vocabulary	Structure	Values & Everyday English	Songs & Projects	Phonics
<b>6 Pets</b> <ul style="list-style-type: none"> <li>Learn about different types of pets</li> <li>Guess animals</li> </ul>	<i>butterfly</i> <i>dog</i> <i>fish</i> <i>mouse</i> <i>rabbit</i> <i>snail</i> <i>turtle</i> 11-20 (introduction)	<i>Is it a ...?</i> <i>Yes, it is.</i> <i>No, it isn't.</i>	Caring for pets <i>Come here, doggy.</i> <i>Here's your water.</i>	<b>Lesson 3:</b> How Many Butterflies? <b>Lesson 6:</b> l, m, & n song	<i>l</i> <i>lion</i> <i>m</i> <i>moon</i> <i>n</i> <i>nose</i>
<b>7 My Closet</b> (Clothes) <ul style="list-style-type: none"> <li>Ask about and describe clothes by color</li> </ul>	<i>dress</i> <i>jeans</i> <i>shirt</i> <i>shoes</i> <i>shorts</i> <i>socks</i> <i>sweater</i>	<i>What color is it?</i> <i>It's ...</i> <i>What color are they?</i> <i>They're ...</i> <i>His / Her</i>	Helping out at home <i>Please pick up ...</i> <i>Please fold ...</i> <i>Sure.</i>	<b>Lesson 3:</b> Socks on the Bed <b>Lesson 4:</b> Butterfly, Butterfly <b>Lesson 6:</b> o, p, & q song <b>Project:</b> make a butterfly	<i>o</i> <i>octopus</i> <i>p</i> <i>pen</i> <i>q</i> <i>queen</i>
<b>8 Me</b> (Parts of the body) <ul style="list-style-type: none"> <li>Identify and count parts of the body</li> </ul>	<i>arms</i> <i>fingers</i> <i>hair</i> <i>head</i> <i>knees</i> <i>legs</i> <i>toes</i>	<i>I have ...</i>	Playing respectfully <i>Not so loud, please.</i> <i>Sorry, Dad.</i>	<b>Lesson 3:</b> How Many Toes? <b>Lesson 6:</b> r, s, & t song	<i>r</i> <i>radio</i> <i>s</i> <i>star</i> <i>t</i> <i>tent</i>
<b>9 Family</b> (Family members) <ul style="list-style-type: none"> <li>Name family members</li> <li>Describe family relationships</li> </ul>	<i>aunt</i> <i>cousin</i> <i>dad</i> <i>grandma</i> <i>grandpa</i> <i>mom</i> <i>uncle</i>	<i>He / She is ...</i> <i>They are ...</i> <i>We are ...</i>	Loving your family <i>I love you, (Grandpa).</i> <i>We love you, too.</i>	<b>Lesson 3:</b> Look at my Pictures <b>Lesson 6:</b> u, v, & w song	<i>u</i> <i>umbrella</i> <i>v</i> <i>van</i> <i>w</i> <i>water</i>
<b>10 My Party</b> (Various foods) <ul style="list-style-type: none"> <li>Talk about likes and dislikes</li> </ul>	<i>cake</i> <i>candy</i> <i>ice cream</i> <i>juice</i> <i>pizza</i> <i>sandwich</i> <i>spaghetti</i>	<i>I like ...</i> <i>I don't like ...</i>	Waiting your turn <i>Is it my turn?</i> <i>Just a minute, please.</i>	<b>Lesson 3:</b> Happy Birthday <b>Lesson 4:</b> A Present for You <b>Lesson 6:</b> x, y, & z song <b>Project:</b> make a birthday mobile	<i>x</i> <i>fox</i> <i>y</i> <i>yogurt</i> <i>z</i> <i>zebra</i>

### 1 Match and say.



1 Draw and match.





Jig ●▶

Tess ●▶

▶● Pat

Baz ●▶



# Lesson 3







## 1 Trace and write.



## 2 Join the dots.



1 Find and circle.



# Lesson 5

## 1 Trace and say.



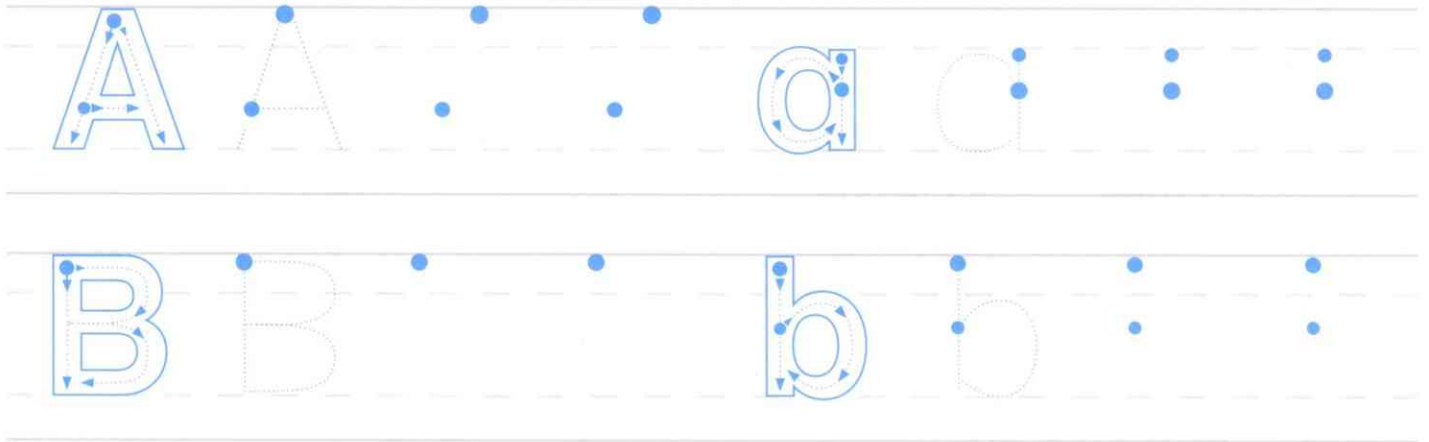
## 2 Trace and color.



Bookkand.com




1 Trace and write.



2 Trace and say. Color.




apple



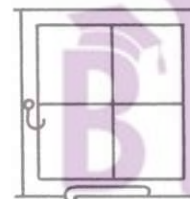

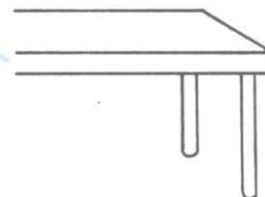
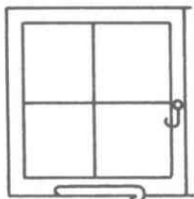

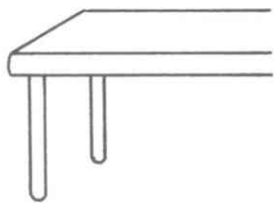
bird

# Review

1 Follow the numbers.

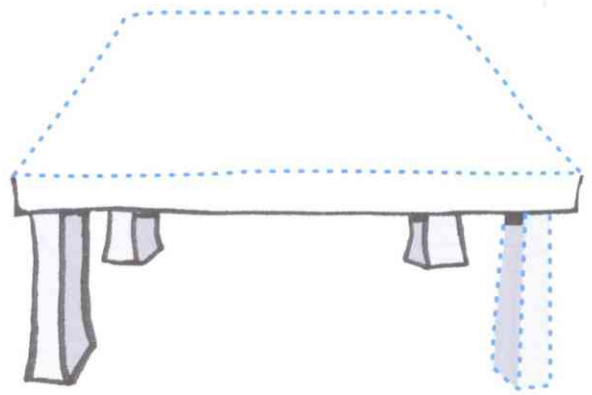
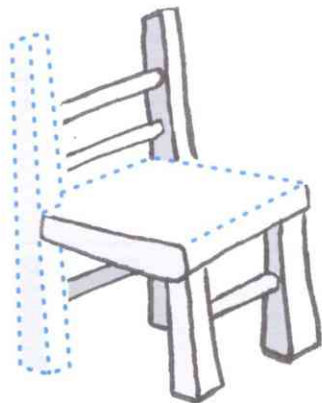
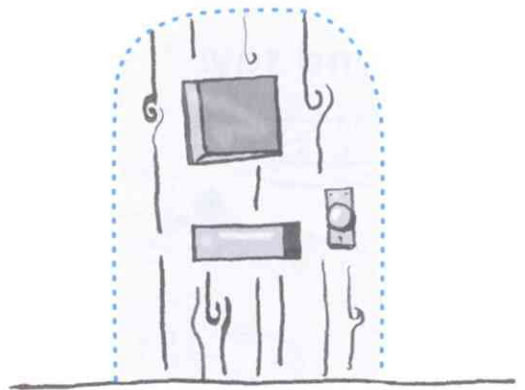
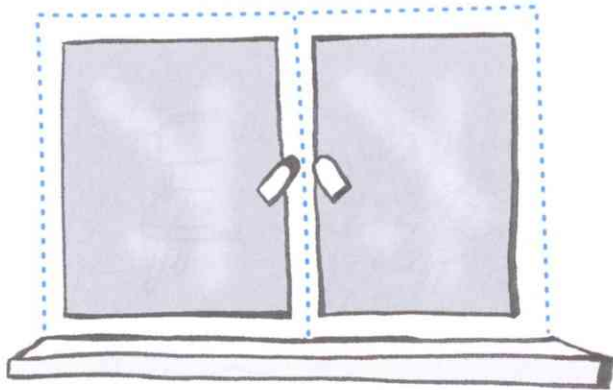


1 Match and say.

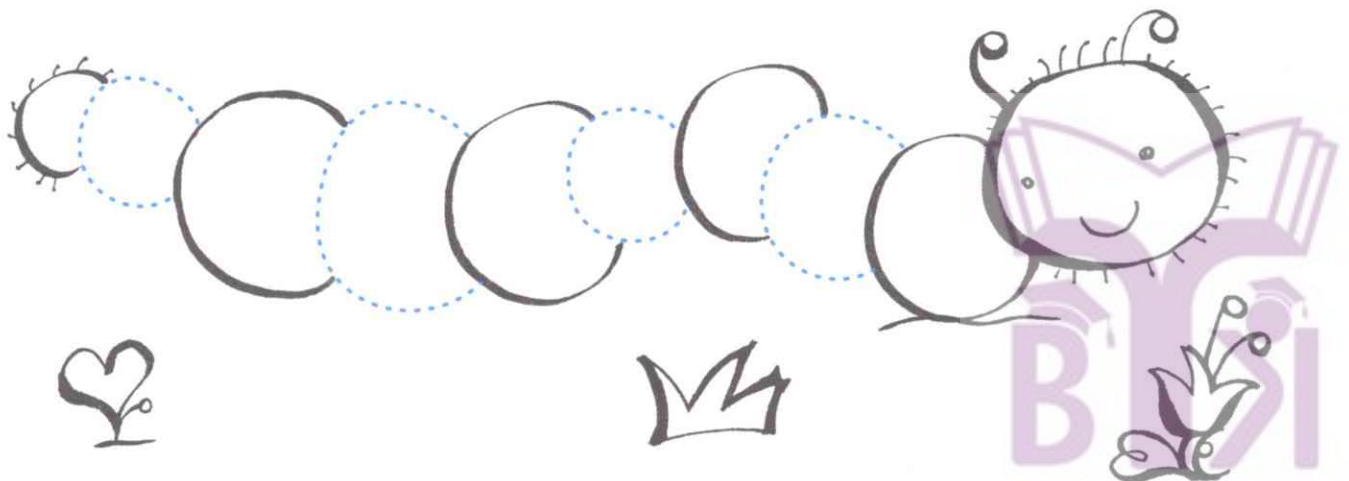


## Lesson 2

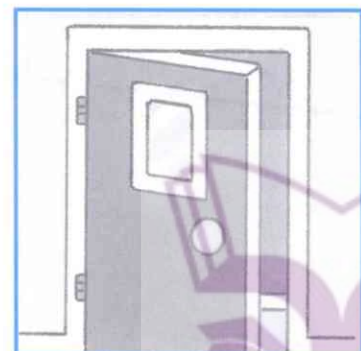


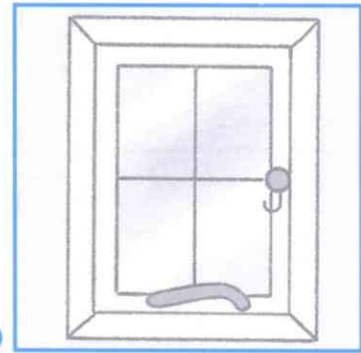
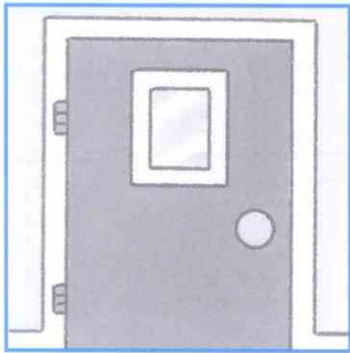
1 Draw and say.



2 Draw and color.


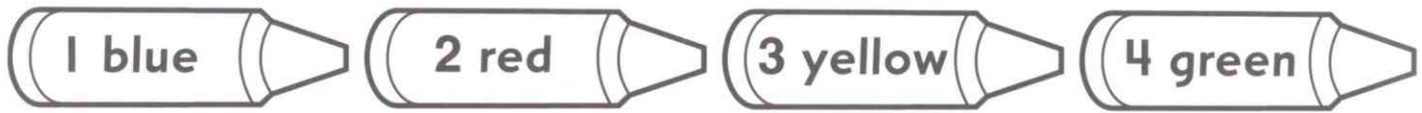


1 Match and say.



# Lesson 4

1 Color and say.



1 Trace and say.

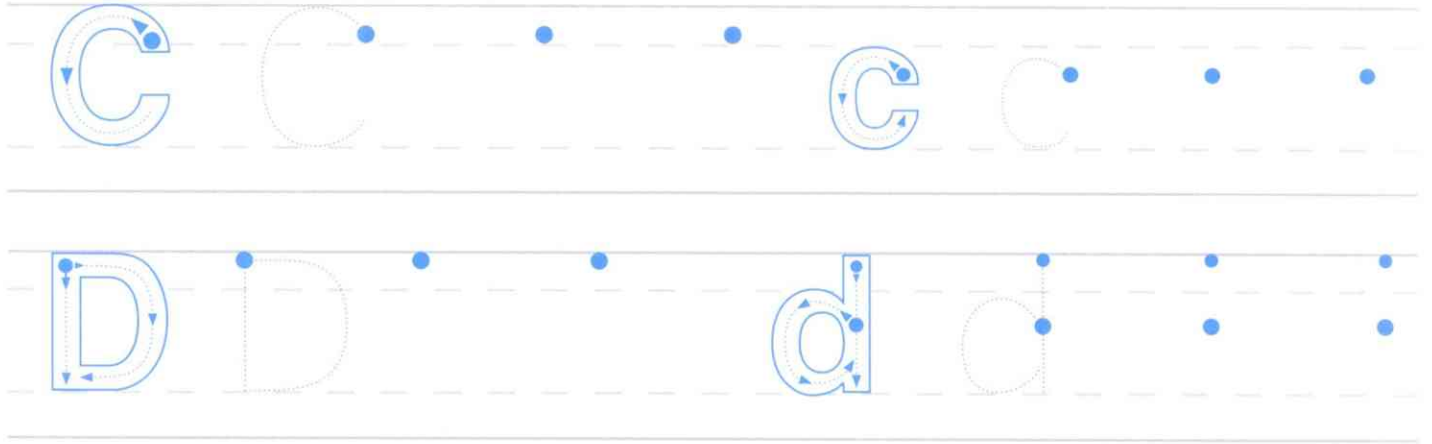


2 Trace and color.




# Lesson 6

## 1 Trace and write.



## 2 Trace and say. Color.




cat



dog




1 Find, say, and circle.



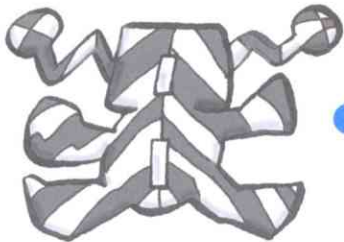


## Lesson 1

1 Find and color.


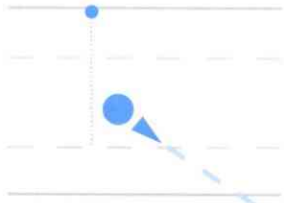


1 Match and say.

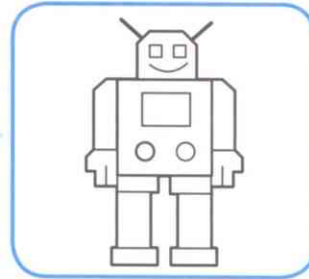
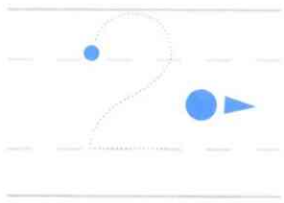


# Lesson 3

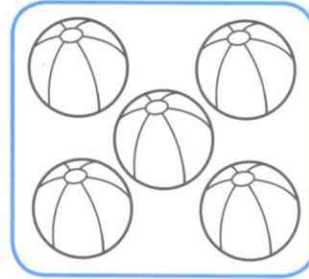
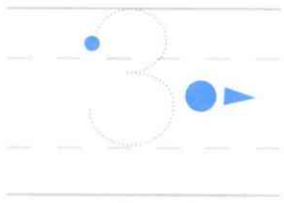
1 Write and say. Match.



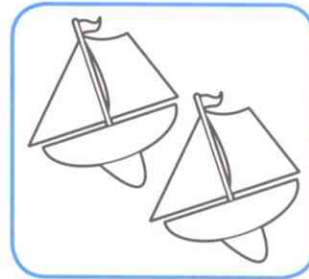
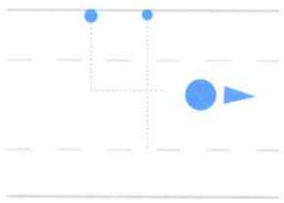
one



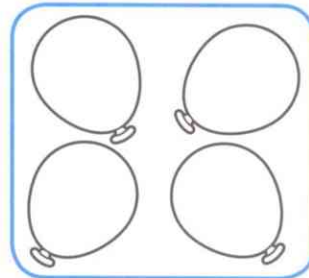
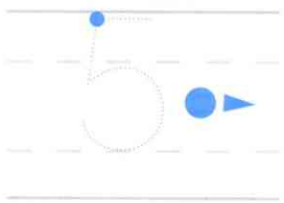
two



three



four



five



1 Say and count. Color.


one




two




three



four




five




# Lesson 5

## 1 Trace and say.




## 2 Trace and color.




1 Trace and write.

Tracing practice for uppercase E and lowercase e. The first row shows uppercase E with stroke order arrows, followed by dotted E for tracing, and then lowercase e with stroke order arrows, followed by dotted e for tracing. The second row shows uppercase F with stroke order arrows, followed by dotted F for tracing, and then lowercase f with stroke order arrows, followed by dotted f for tracing.

2 Trace and say. Color.




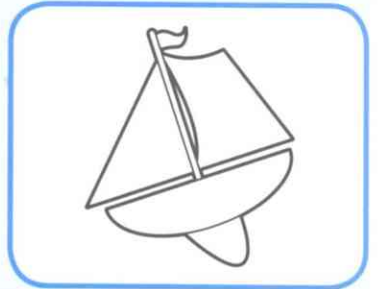



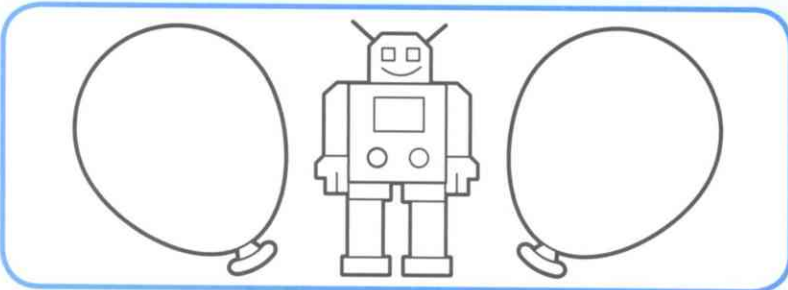



egg



fan


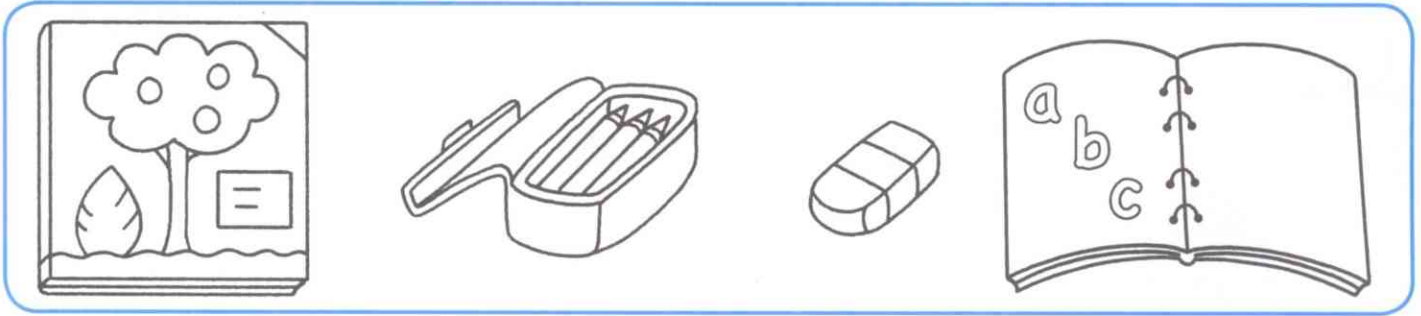
# Review

1 Say and match.



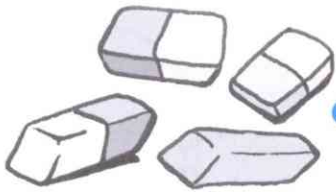


1 Find and say. Color.

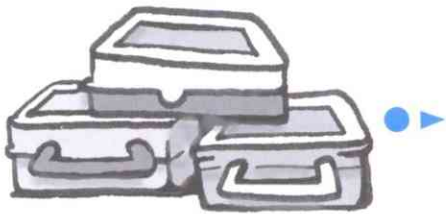


## Lesson 2

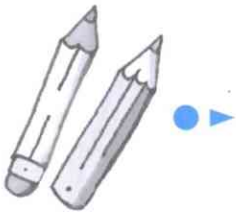
1 Count and match.



3



2




4

2 Draw, write, and say.

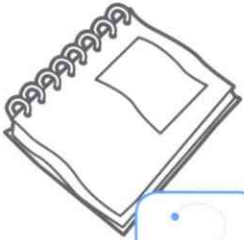


5

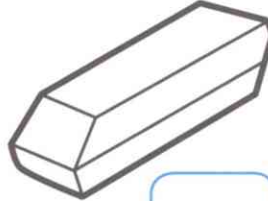
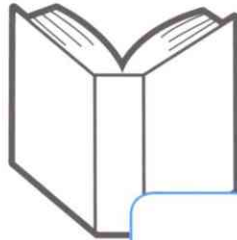



Bookkand.com

1 Find and count. Write the number.

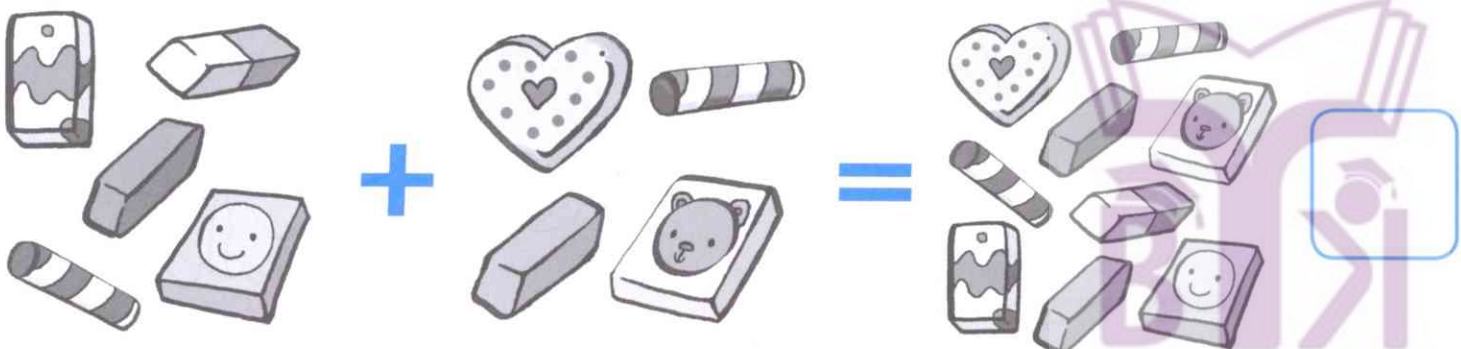
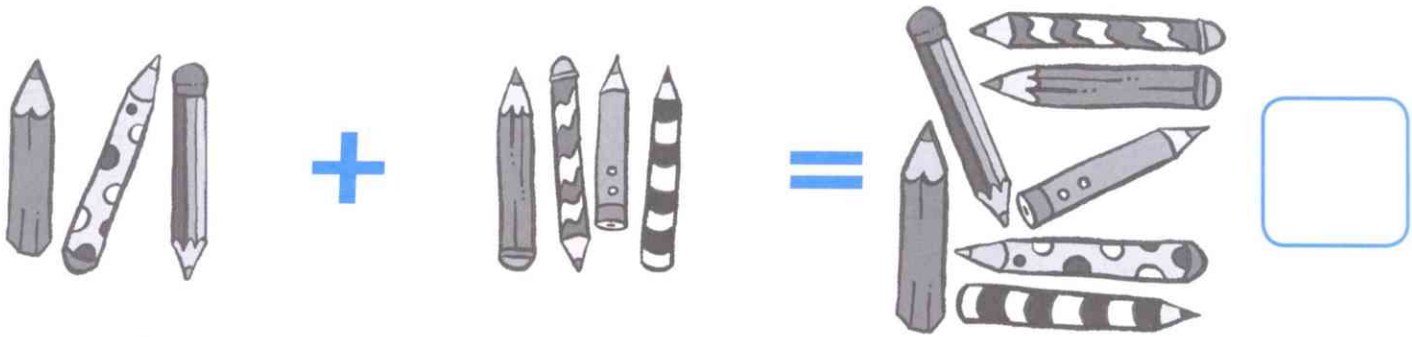

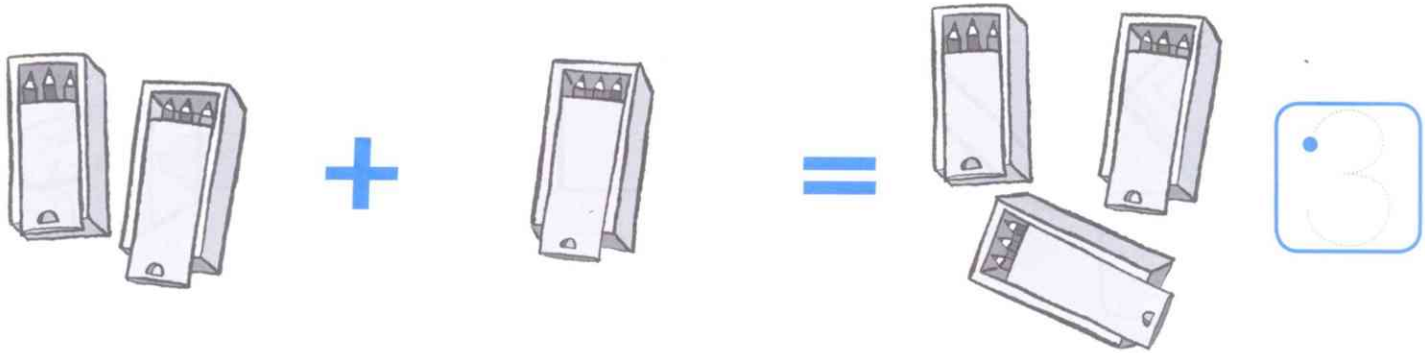


3



# Lesson 4

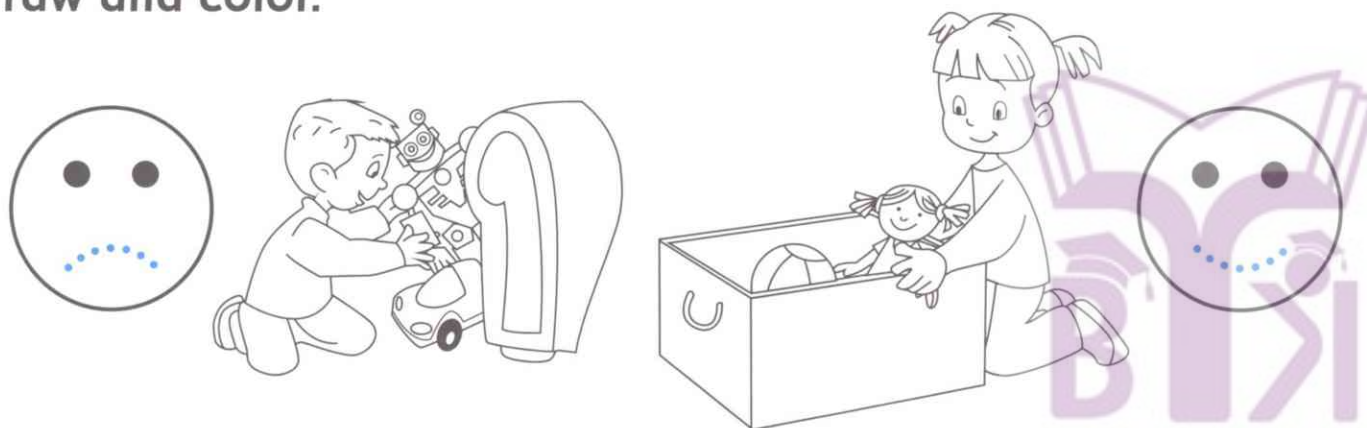
1 Count and add. Write the number.



1 Trace and say.

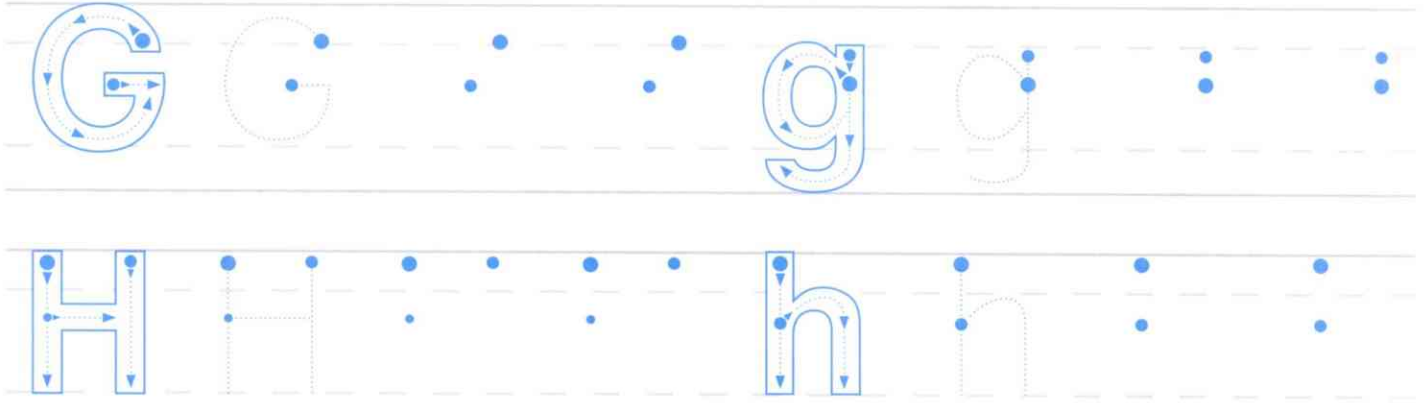


2 Draw and color.



## Lesson 6

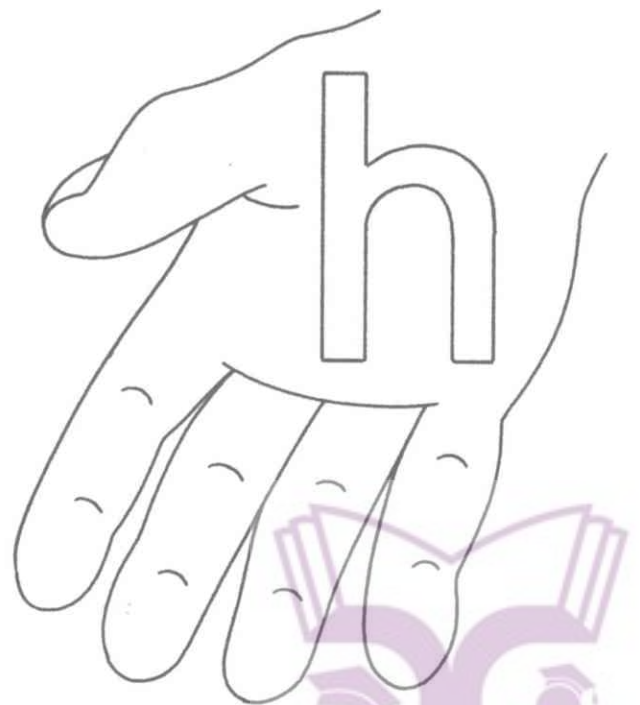
### 1 Trace and write.



### 2 Trace and say. Color.

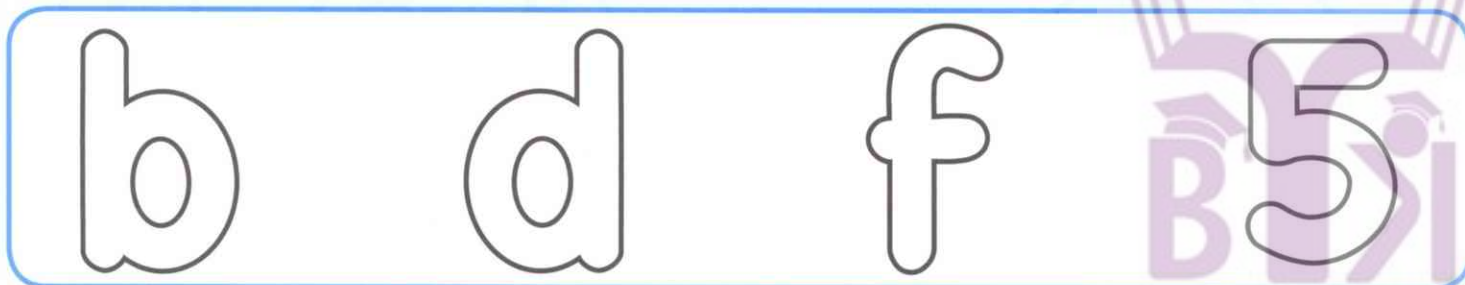

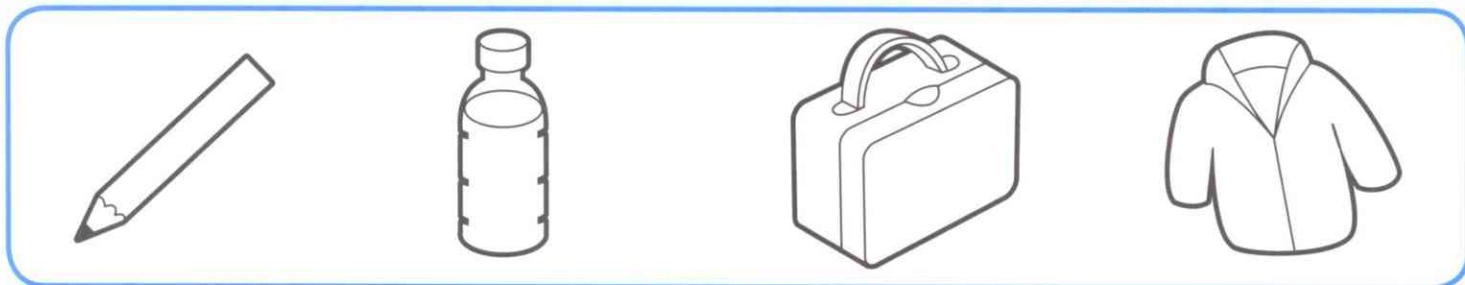




girl



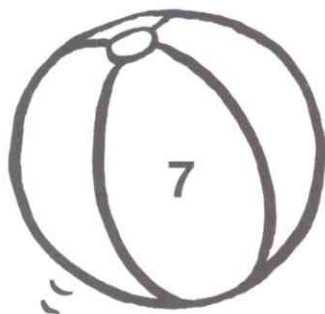
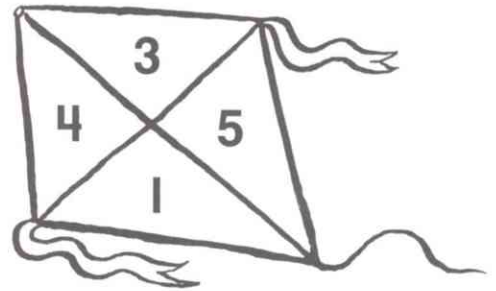
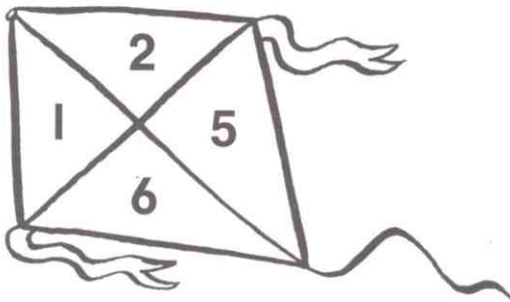

hand

1 Say and circle.



## Lesson 1

1 Say and color.



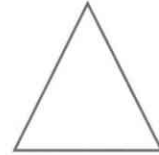


1 Draw and color.

brown



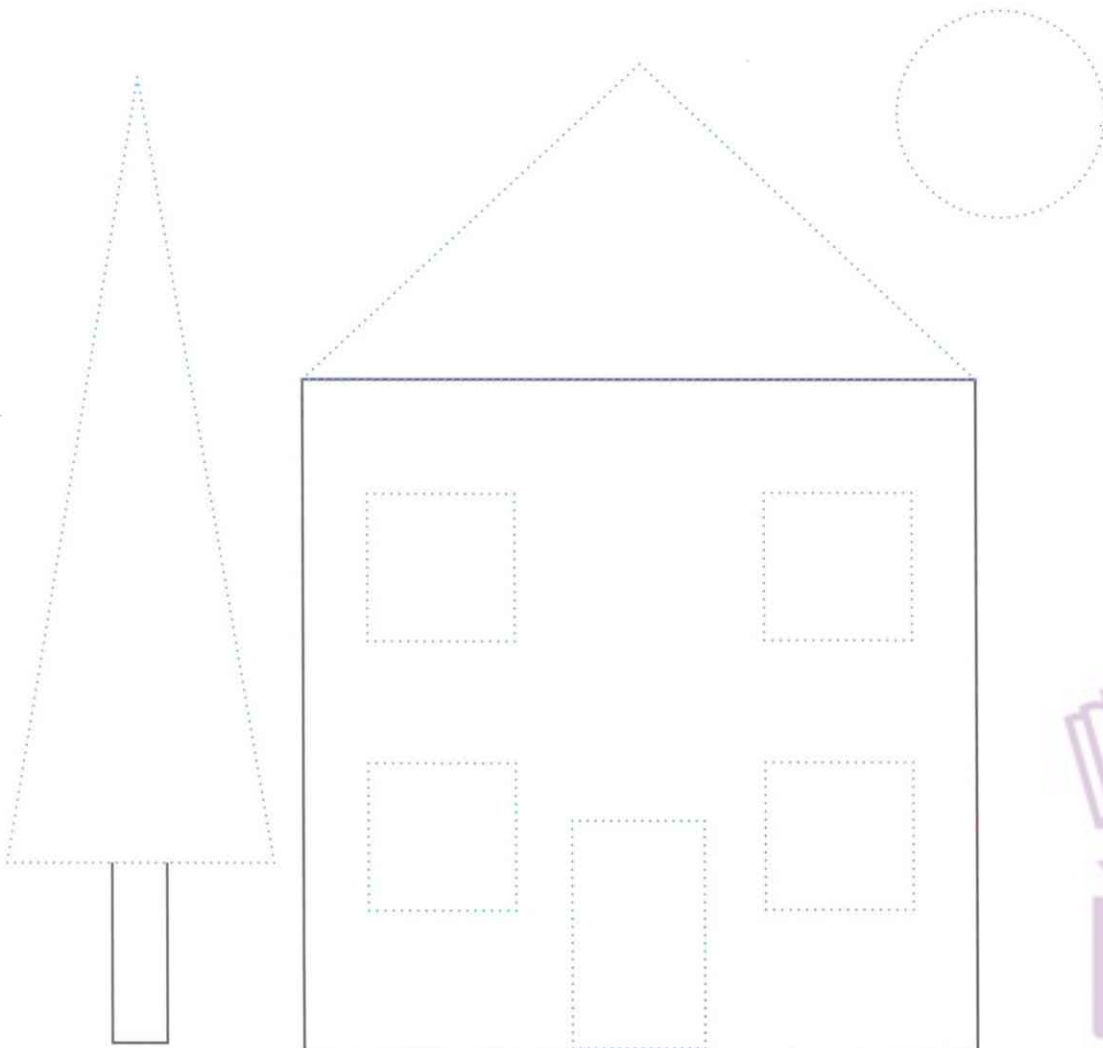
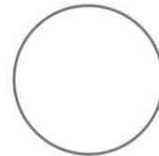
green



blue

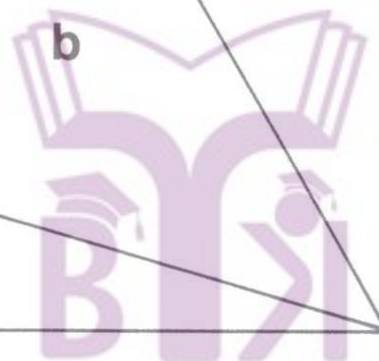
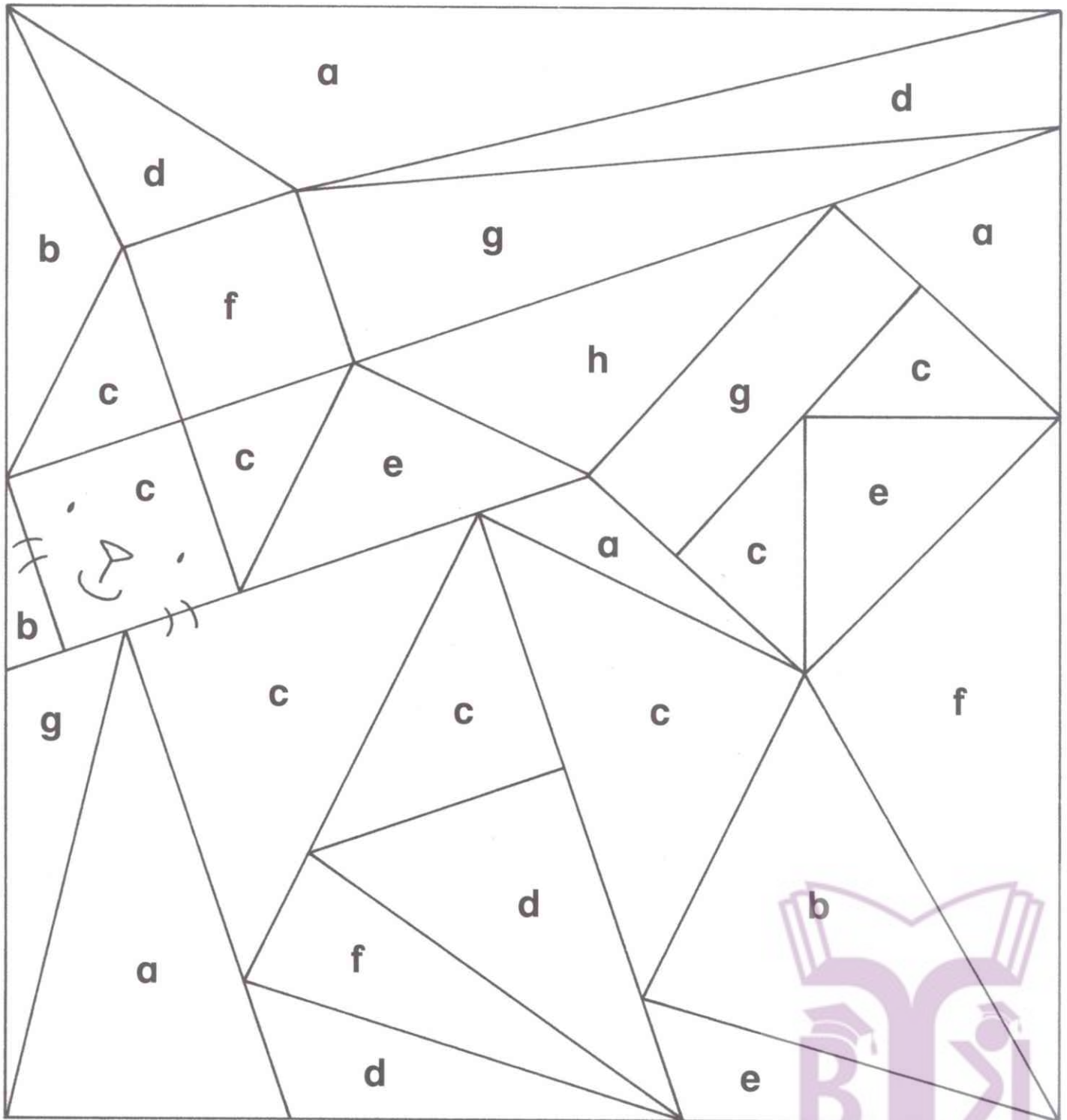


yellow




# Lesson 3

1 Color the c shapes. Say.




1 Trace and say. Color.

a red car



a brown triangle



a pink square



a blue balloon



# Lesson 5


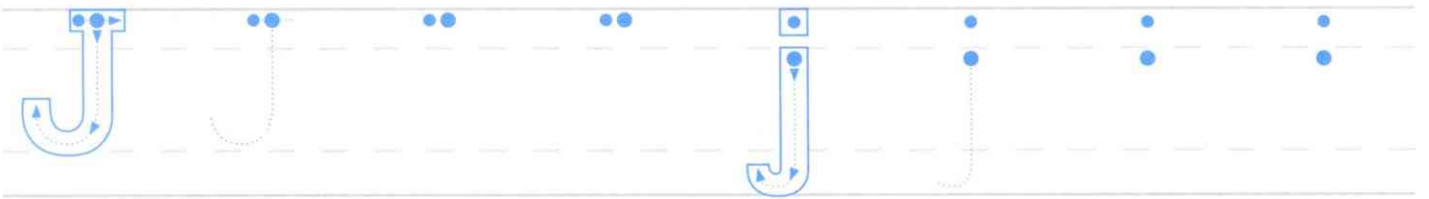
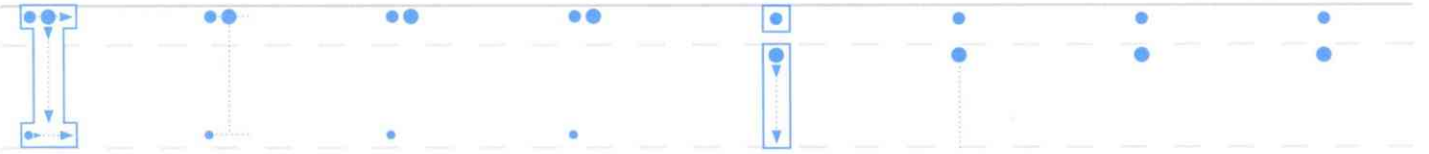
## 1 Trace and say.



## 2 Draw and color.



1 Trace and write.


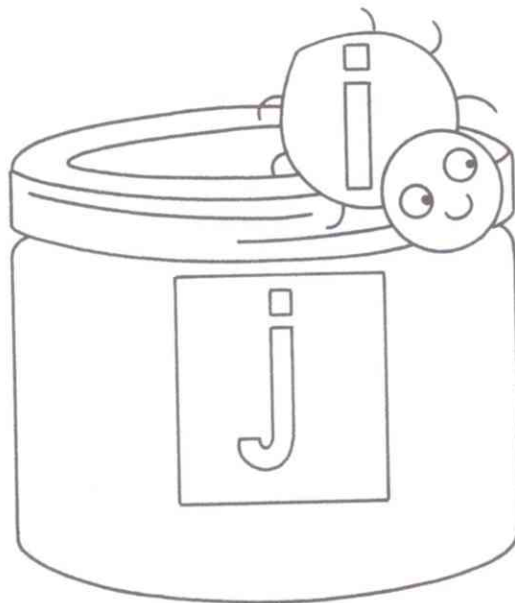


2 Trace and say. Color.

**i**nsect



**j**ar

**k**ite




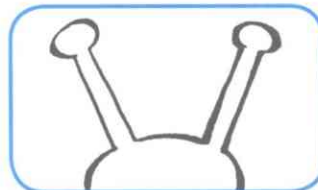
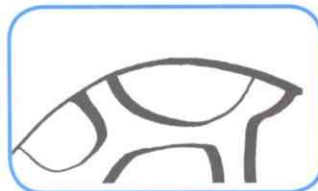
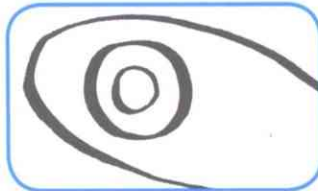
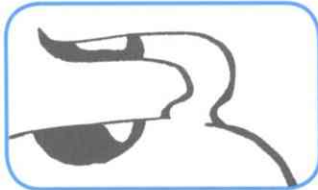



# Review

1 Find, say, and circle.




1 Match and say.




## Lesson 2

1 Say and count. Circle.


one




three




four



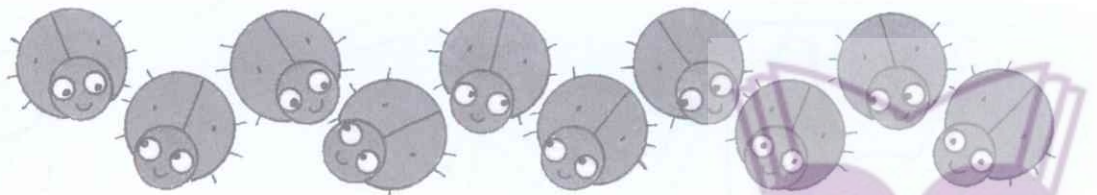
six




eight



nine






ten



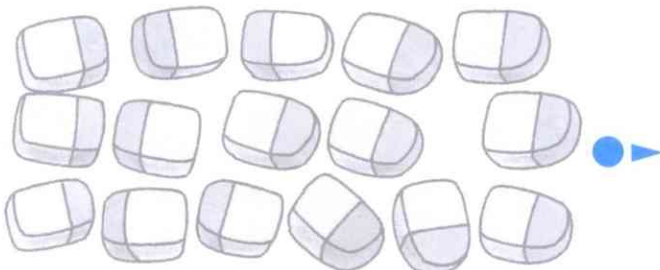

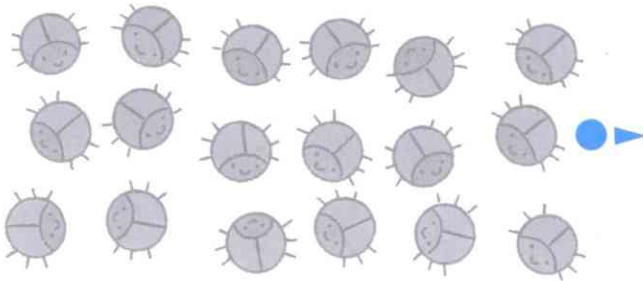
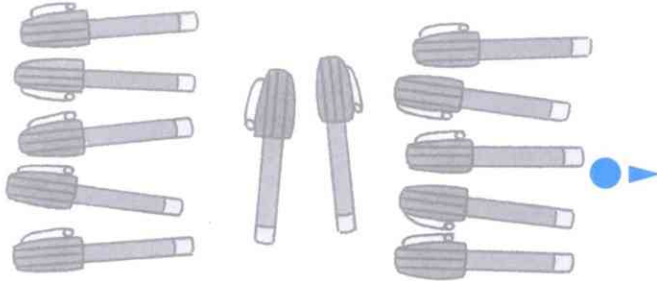



1 Count and write the number.



# Lesson 4

1 Count and match. Write.



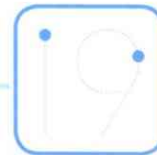
twelve



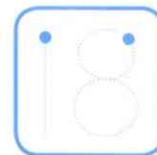
thirteen



sixteen




nineteen




eighteen

1 Trace and say.

Take care of your pets.

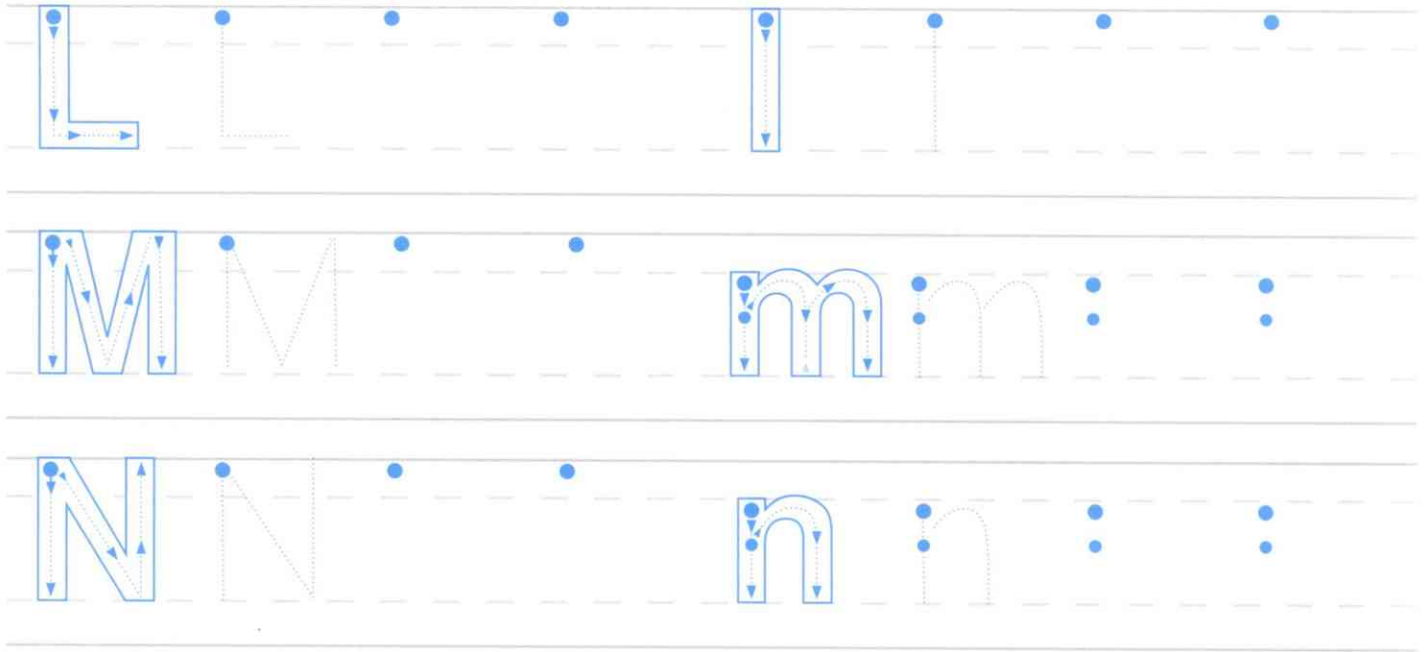


2 Draw and color.



# Lesson 6

## 1 Trace and write.



## 2 Trace and say. Color.

lion

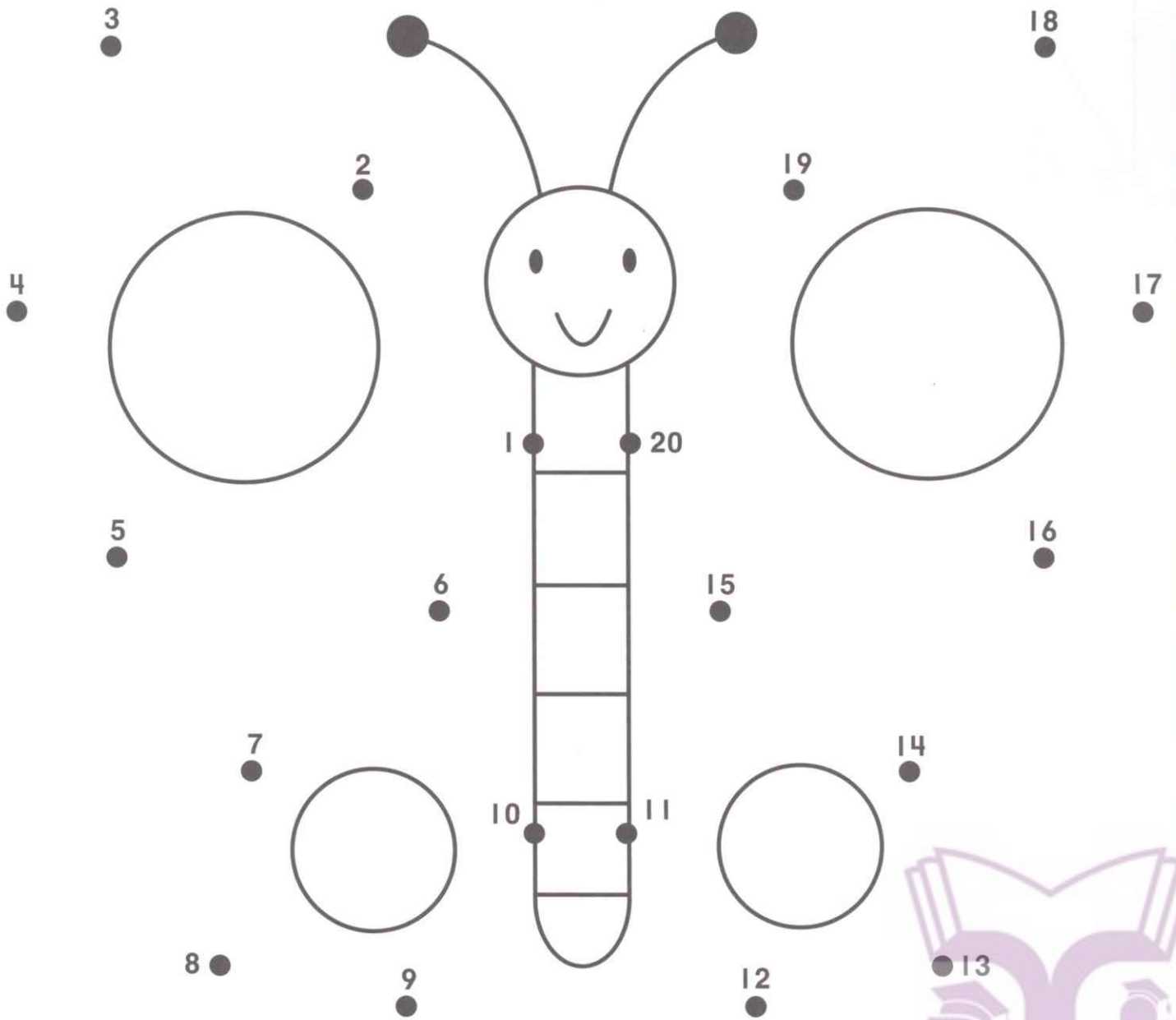
m n

moon

nose




1 Join the dots and color.



## Lesson 1

1 Find and say. Color.

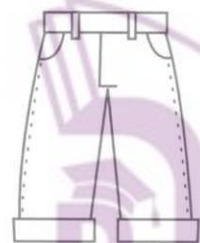
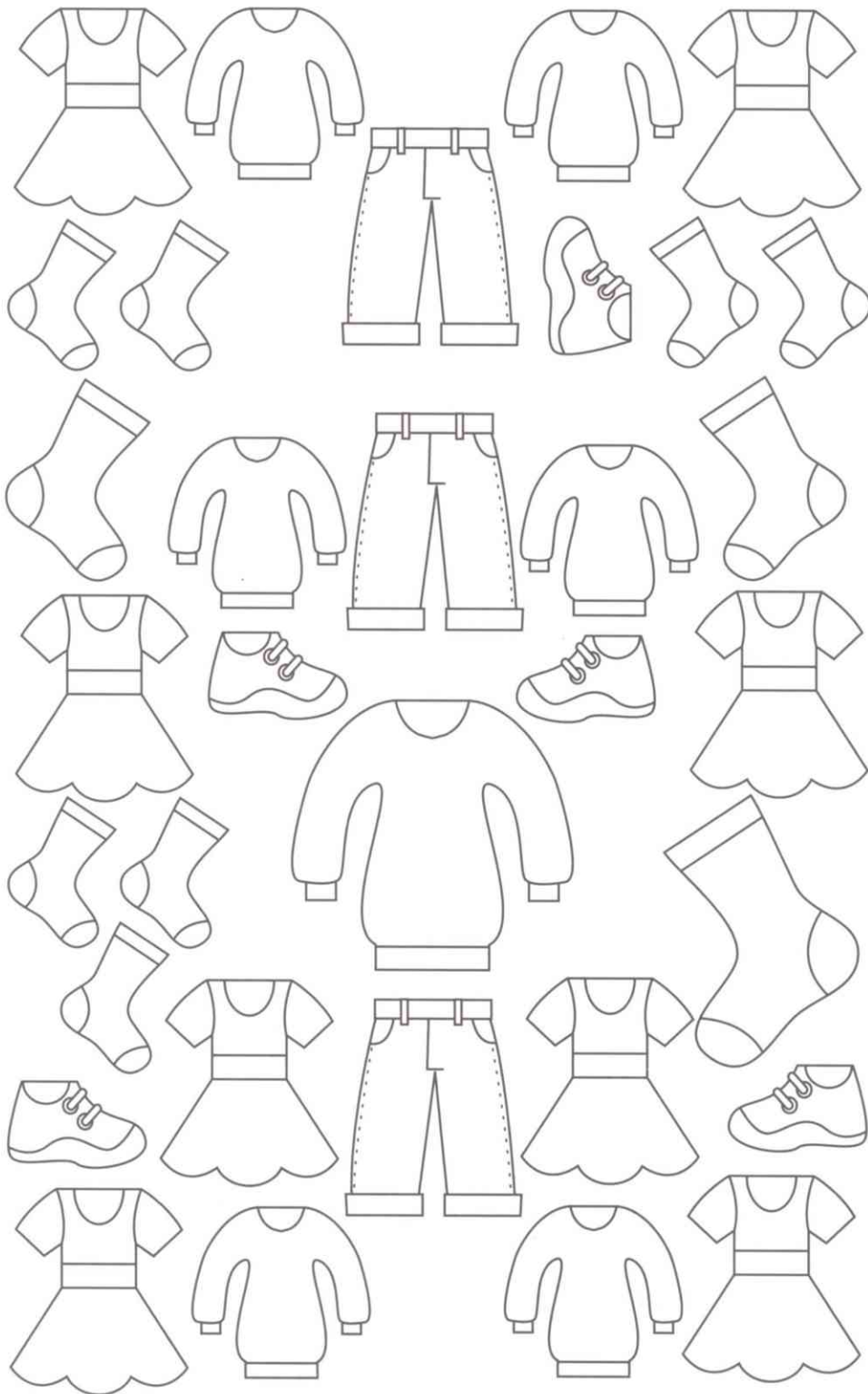


1 Say and color.



# Lesson 3

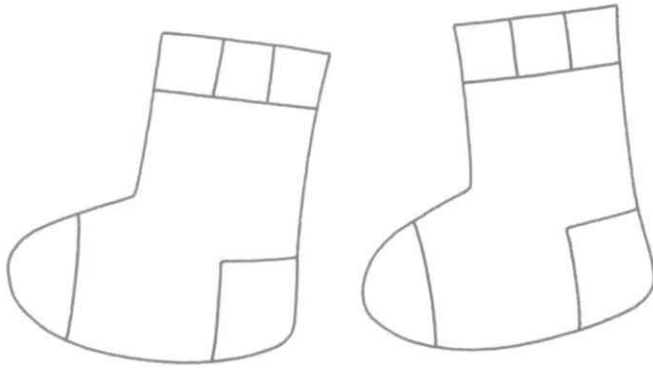
1 Look, count, and write the number.



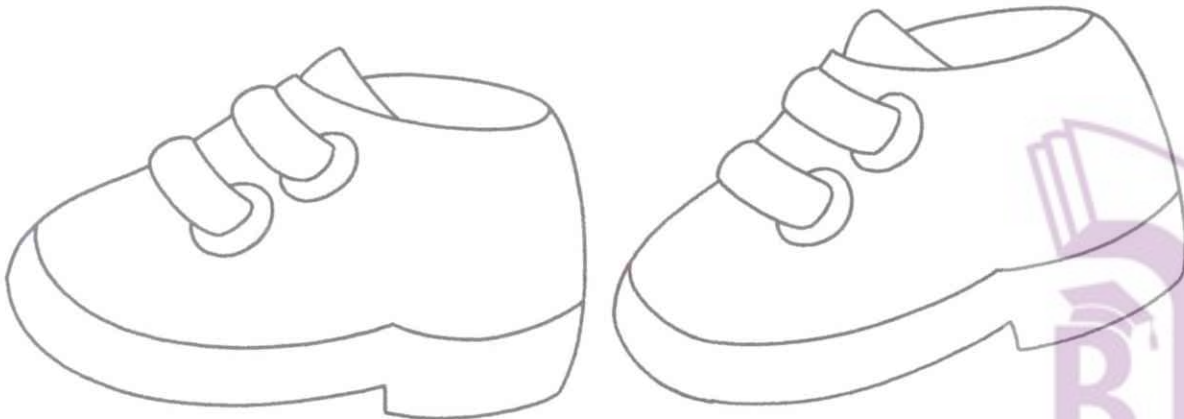


1 Trace and say. Color.

red socks



brown shoes




# Lesson 5

## 1 Trace and say.



## 2 Draw and color.



1 Trace and write.

Tracing practice for uppercase and lowercase letters O, P, and Q. Each row contains a solid letter with directional arrows, a dotted letter for tracing, and several starting dots for independent writing.

2 Trace and say. Color.

o  
ctopus

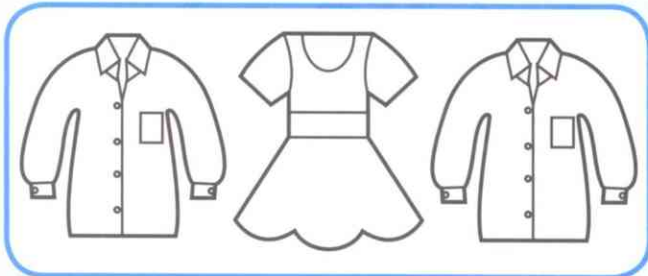
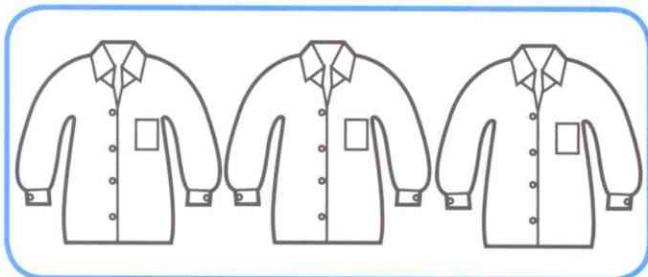
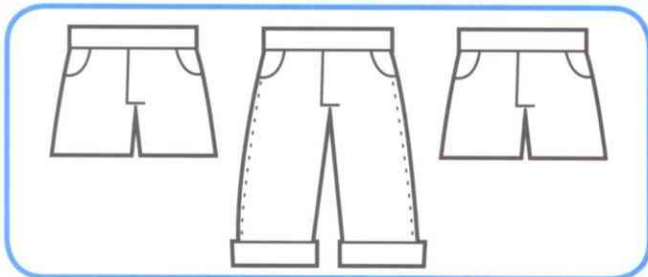
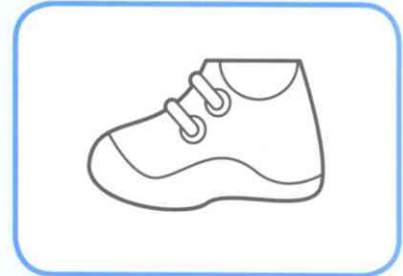
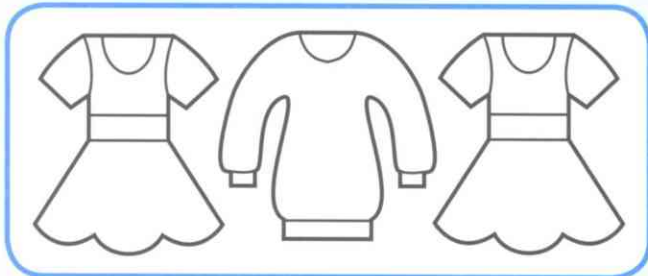

p  
en

q  
ueen




# Review

## 1 Say and match.

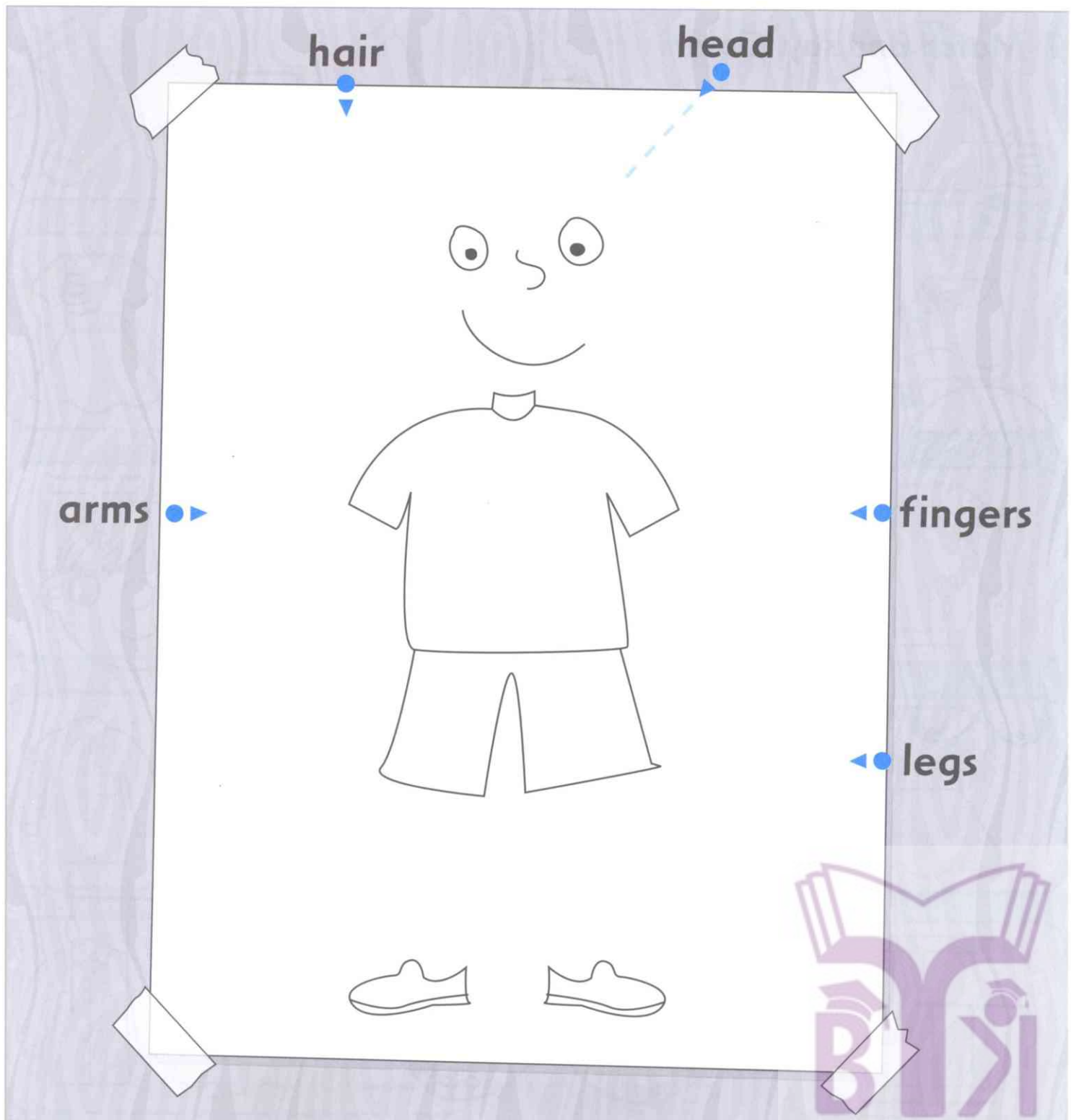


1 Match and say. Color.



## Lesson 2

1 Draw and match. Color.



1 Count and write the numbers.

fingers



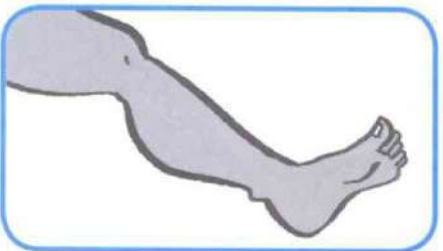
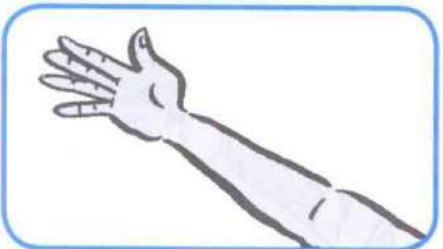
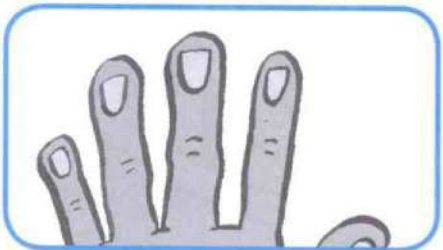
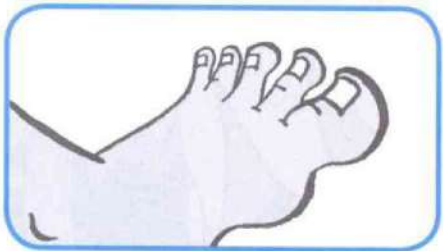
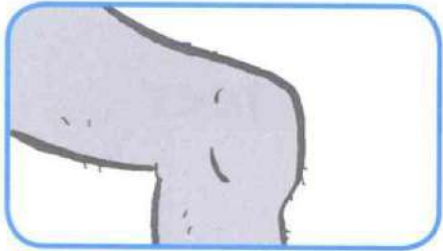
knees

toes



# Lesson 4

1 Say and match.







1 Trace and say.




2 Draw and color.



# Lesson 6

## 1 Trace and write.




## 2 Trace and say. Color.



radio

star

tent





1 Find, say, and circle.






## Lesson 1

1 Say and match.








1 Draw and write.



# Lesson 3

## 1 Look and match.



1 Say and match.



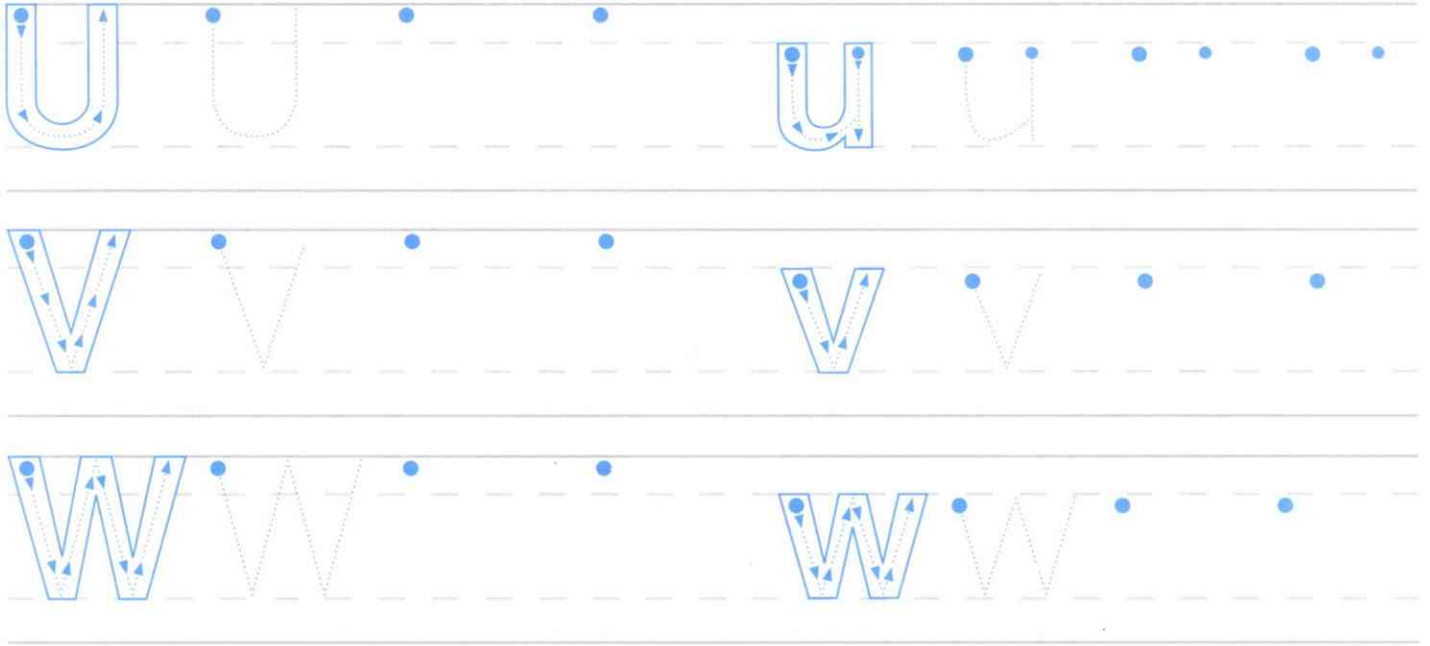
## Lesson 5

1 Draw and say. Color.





1 Trace and write.



2 Trace and say. Color.

u**mbrella**

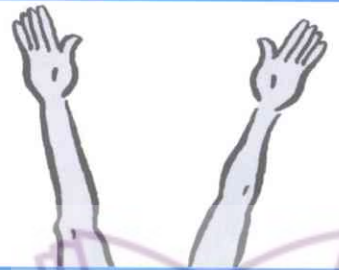
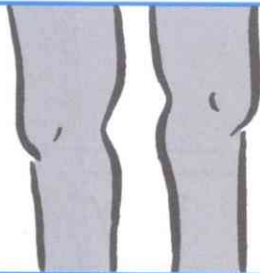
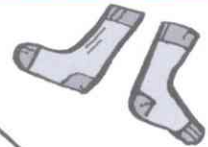


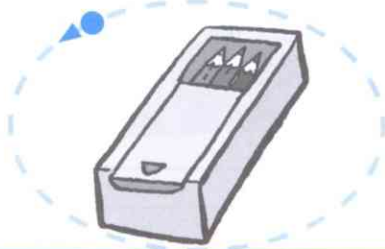
v**an**

w**ater**



# Review

1 Say and circle.

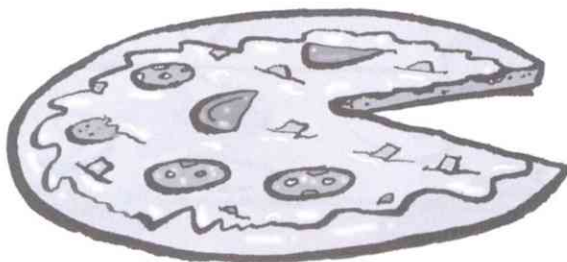






1 Draw and color. Say.

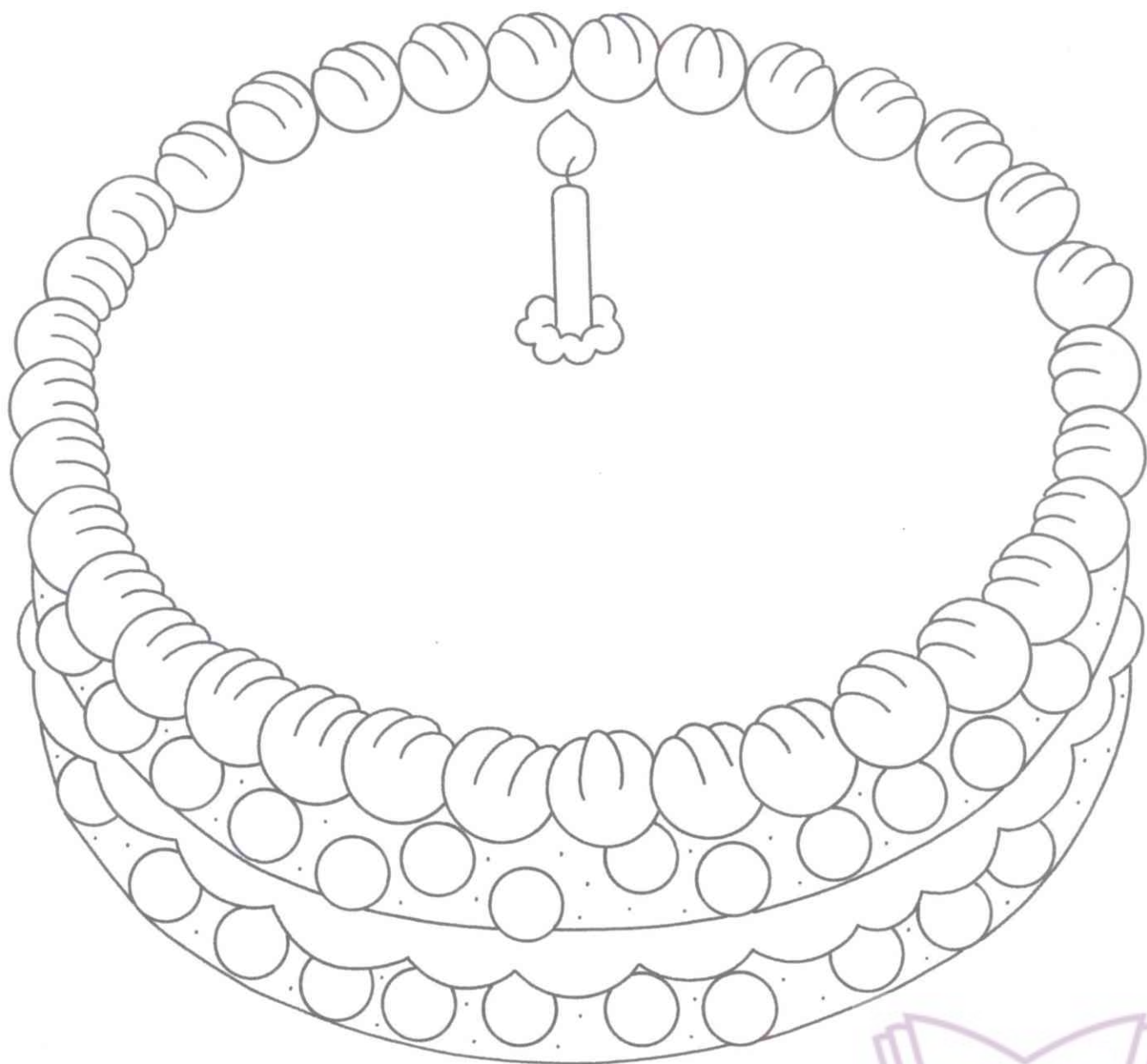


## Lesson 2

1 Circle and say.



1 Draw and color. Say and write.




i m




## Lesson 4


1 Count and color. Match and write the numbers.



six



ten



fifteen



sixteen




twenty

1 Trace and say.

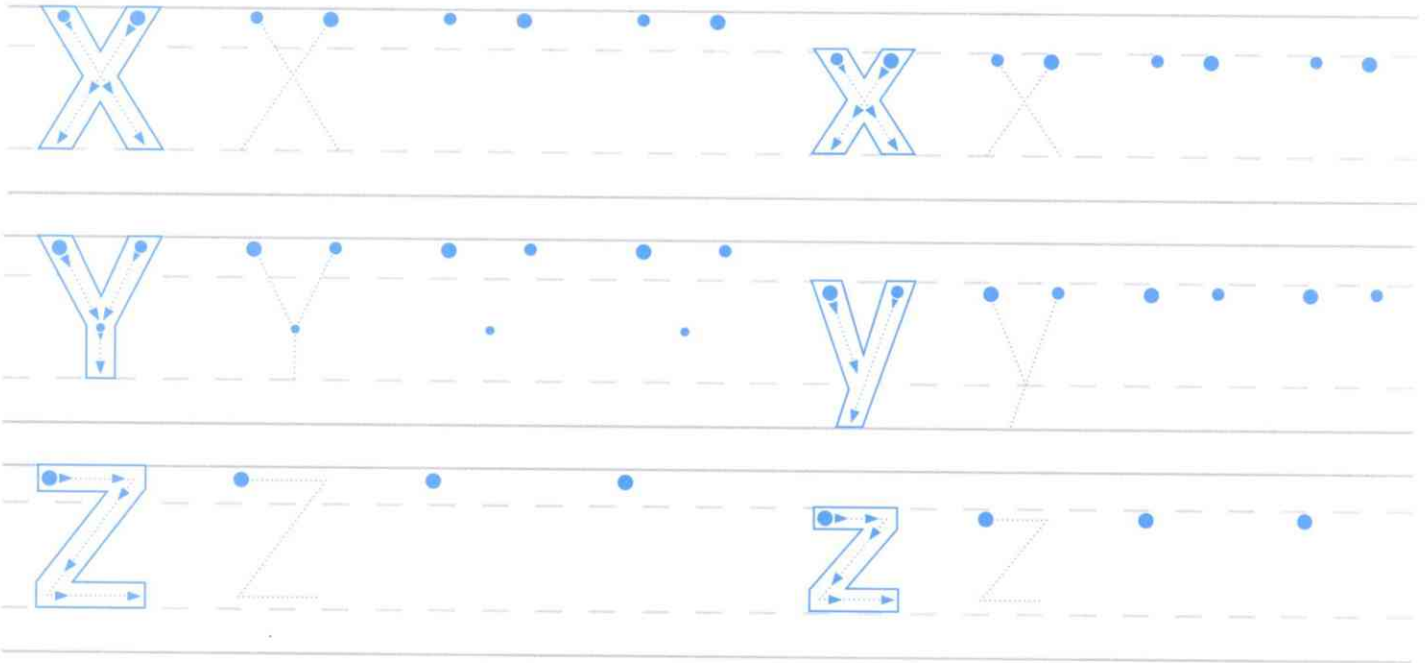


2 Draw and color.



# Lesson 6

## 1 Trace and write.



## 2 Trace and say. Color.

fox

yogurt

zebra





1 Say and draw.




# Picture Dictionary

**Aa**



**Bb**




**Cc**




**Dd**



**Ee**



**Ff**




**Gg**



**Hh**



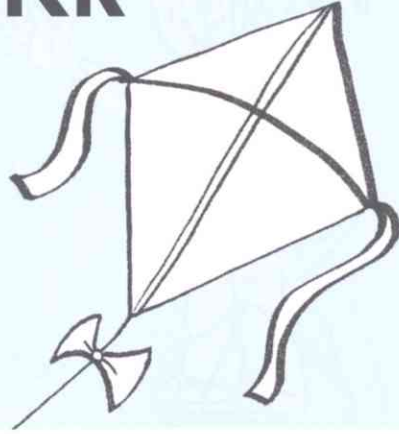
**Ii**



**Jj**



**Kk**




**Ll**




**Mm**



**Nn**



**Oo**



**Pp**



**Qq**



**Rr**



**Ss**




**Tt**




**Uu**



**Vv**



**Ww**



**Xx**





**Yy**


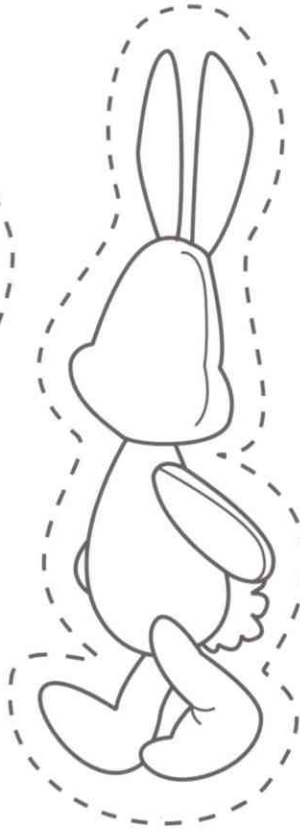
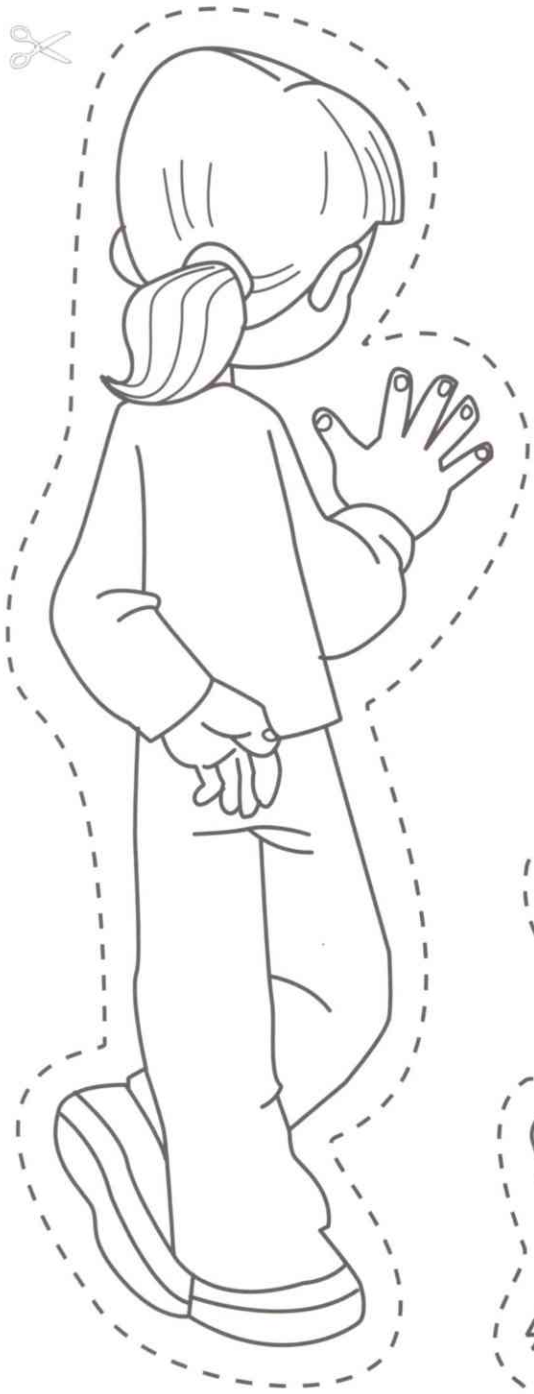


**Zz**



Bookkand.com





Bookkand.com

# Songs

## Unit 1

### Lesson 2

Hello, Pat!  
How are you?  
Hello, Jig!  
I'm fine, thank you.  
Hello, Adam!  
How are you?  
Hello, Baz!  
I'm fine, thank you.

### Lesson 3

Point to Jig.  
Point to Pat.  
Stand up.  
Sit down.  
Clap, clap, clap!  
Point to Baz.  
Point to Tess.  
Count to 10.  
Yes, yes, yes!  
1, 2, 3, 4, 5, 6, 7, 8, 9, 10!

## Unit 2

### Lesson 3

Look at me.  
Look at me, please.  
What's this?  
It's a door.  
Come in, come in,  
Come in, please.  
Look at me.  
Look at me, please.  
What's this?  
It's a chair.  
Sit down, sit down,  
Sit down, please.  
Look at me...  
It's a window.  
Open it, open it,  
Open it, please.  
Look at me...  
It's a bin...  
Clean up, clean up,  
Clean up, please.

## Unit 3

### Lesson 3

Doll and robot,  
Time to hide.  
Doll and robot,  
Count to five.  
1, 2, 3, 4, 5!  
Doll and robot,  
Here I come.  
Doll and robot,  
Five to one.  
5, 4, 3, 2, 1!

## Unit 4

### Lesson 3

How many pencils?  
How many books?  
Find them.  
Count them.  
Look, look, look!  
Notebooks.  
Water bottles.  
Count them, too.  
How many?  
How many?  
I can tell you.

### Lesson 4

One, two, three.  
Count with me.  
How many buttons can you see?  
One button, two buttons,  
three buttons.  
Yippee!  
One, two, three.  
Count with me.  
How many beans can you see?  
One, two, three.  
Count with me.  
How many clips can you see?

## Unit 5

### Lesson 3

Shapes and colors.  
Shapes and colors.  
Moving all around.  
Shapes and colors.

Shapes and colors.  
Shapes and colors now.

Red and purple.  
Pink and green.  
Yellow, white, and black.

Look at the shapes and colors.  
Tell me. What's that?  
Triangle, rectangle, circle,  
square!

## Unit 6

### Lesson 3

Ten butterflies in the sky.  
One more friend flying by.  
How many butterflies in the sky?  
Eleven butterflies in the sky...  
Twelve butterflies in the sky...  
Thirteen butterflies in the sky...  
Fourteen butterflies in the sky...  
Fifteen butterflies in the sky...  
Sixteen butterflies in the sky...  
Seventeen butterflies in the sky...  
Eighteen butterflies in the sky...  
Nineteen butterflies in the sky...  
Twenty butterflies in the sky.

## Unit 7

### Lesson 3

Socks on the bed.  
Socks on the floor.  
Pick up the socks.  
Now they're in the drawer.  
Sweater on the bed.  
Sweater on the floor.  
Pick up the sweater.  
Now it's in the drawer.  
Shorts on the bed...  
Now they're in the drawer.  
Shirt on the bed...  
Now it's in the drawer.

### Lesson 4

Butterfly, butterfly  
Look at you!  
Yellow, orange, and blue!

Butterfly, butterfly  
Look at me!  
In the sky and on a tree!

## Unit 8

### Lesson 3

I have ten fingers,  
I have ten toes.  
I have two knees  
and a little nose.  
You have two legs,  
You have ten toes.  
You have two arms  
and a little nose.

## Unit 9

### Lesson 3

Look at my pictures.  
This is my family.  
Come and meet my family,  
Come and meet my family.  
She is my mom,  
He is my dad.  
This is Jig  
And this is Pat.  
Adam is my brother,  
Baz is my brother.  
We are a family,  
We love each other.

## Unit 10

### Lesson 3

Happy birthday to you.  
Happy birthday to you.  
We all like you.  
Happy birthday to you.  
Happy birthday to me.  
Happy birthday to me.  
I like my party.  
Happy birthday to me.

### Lesson 4

Happy birthday!  
A present for you!  
It's your special day!  
Thank you for coming!  
A sandwich for you!  
Ice cream and cake, too!

**OXFORD**  
UNIVERSITY PRESS

Great Clarendon Street, Oxford, OX2 6DP, United Kingdom

Oxford University Press is a department of the University of Oxford.

It furthers the University's objective of excellence in research, scholarship, and education by publishing worldwide. Oxford is a registered trade mark of Oxford University Press in the UK and in certain other countries

© Oxford University Press 2011

The moral rights of the author have been asserted

First published in 2011

2015 2014 2013 2012 2011

10 9 8 7 6 5 4 3 2 1

**No unauthorized photocopying**

All rights reserved. No part of this publication may be reproduced, stored in a retrieval system, or transmitted, in any form or by any means, without the prior permission in writing of Oxford University Press, or as expressly permitted by law, by licence or under terms agreed with the appropriate reprographics rights organization. Enquiries concerning reproduction outside the scope of the above should be sent to the ELT Rights Department, Oxford University Press, at the address above

You must not circulate this work in any other form and you must impose this same condition on any acquirer

Links to third party websites are provided by Oxford in good faith and for information only. Oxford disclaims any responsibility for the materials contained in any third party website referenced in this work

ISBN: 978 0 19 443368 6

Printed in China

This book is printed on paper from certified and well-managed sources

**ACKNOWLEDGEMENTS**

*Illustrations by:* John Haslam pp.4, 5, 6, 7, 8, 10, 11, 14, 15, 17, 20, 22, 24, 26 (bottom), 27, 29, 31, 36, 38, 43, 45, 46, 48, 50, 52, 54, 55, 57, 59, 60, 61, 62, 63, 64, 71, 73, 74 (Aa and Bb), 75 (Jj and Pp), 76 (Tt), 77, 78; Cathy Hughes pp.9, 13, 16, 23, 30, 33, 34, 35, 37, 40, 42, 44, 49, 53, 58, 65, 69, 70, 72; Lisa Williams/ Sylvie Poggio Artists pp.12, 18, 19, 21, 25, 26 (top), 28, 32, 39, 41, 47, 51, 56, 66, 67, 68, 74, 75, 76

**The publishers advise that project work involving cutting and sticking should be carried out under the supervision of an adult.**

