

# First Friends 2

Student Book



Susan Iannuzzi

OXFORD  
UNIVERSITY PRESS




Bookkand.com

# Level 2 Scope and Sequence

Topics & Objectives	Vocabulary	Structure	Values & Everyday English	Songs & Projects	Phonics
<b>1 Hello</b> (Greetings) • Say hello and introduce yourself	Adam Baz Jig Pat Tess  1–10 (review)	Hello / Hi. I'm ... Bye. How are you?  I'm fine, thank you.	Being friendly  Nice to see you.  Nice to see you, too.	<b>Lesson 2:</b> Hello, Pat! <b>Lesson 3:</b> Point to Jig <b>Lesson 6:</b> a & b song	<b>a</b> apple <b>b</b> bird
<b>2 My Classroom</b> (Classroom objects) • Ask about and identify things	bin board chair door picture table window	What's this?  It's a ...	Listening to the teacher  Please put away your books and come here.  Miss	<b>Lesson 3:</b> Look at Me <b>Lesson 6:</b> c & d song	<b>c</b> cat <b>d</b> dog
<b>3 Playtime</b> (Toys) • Identify possessions	balloon boat car doll game puzzle robot	This is my ... This is your ...	Learning to share  Let's share. Here you are. Here you go.	<b>Lesson 3:</b> Doll and Robot <b>Lesson 6:</b> e & f song	<b>e</b> egg <b>f</b> fan
<b>4 My Things</b> (School possessions) • Ask someone's age • Ask about quantities	book eraser lunch box notebook pencil pencil box water bottle	How many ...? Plurals How old are you?	Taking care of things  Take care of your jacket.	<b>Lesson 3:</b> How Many Pencils? <b>Lesson 4:</b> Count With Me. <b>Lesson 6:</b> g & h song <b>Project:</b> number collage	<b>g</b> girl <b>h</b> hand
<b>5 Shapes and Colors</b> • Describe the shape and color of objects	circle rectangle square triangle black brown pink white	It's (brown). It's a (pink) (triangle).	Being neat and tidy  Clean up. Let's work together.	<b>Lesson 3:</b> Shapes and Colors <b>Lesson 6:</b> i, j, & k song	<b>i</b> insect <b>j</b> jar <b>k</b> kite



Topics & Objectives	Vocabulary	Structure	Values & Everyday English	Songs & Projects	Phonics
<b>6 Pets</b> <ul style="list-style-type: none"> <li>Learn about different types of pets</li> <li>Guess animals</li> </ul>	<i>butterfly</i> <i>dog</i> <i>fish</i> <i>mouse</i> <i>rabbit</i> <i>snail</i> <i>turtle</i> 11-20 (introduction)	<i>Is it a ...?</i> <i>Yes, it is.</i> <i>No, it isn't.</i>	Caring for pets <i>Come here, doggy.</i> <i>Here's your water.</i>	<b>Lesson 3:</b> How Many Butterflies? <b>Lesson 6:</b> l, m, & n song	<i>l</i> <i>lion</i> <b>m</b> <i>moon</i> <b>n</b> <i>nose</i>
<b>7 My Closet</b> (Clothes) <ul style="list-style-type: none"> <li>Ask about and describe clothes by color</li> </ul>	<i>dress</i> <i>jeans</i> <i>shirt</i> <i>shoes</i> <i>shorts</i> <i>socks</i> <i>sweater</i>	<i>What color is it?</i> <i>It's ...</i> <i>What color are they?</i> <i>They're ...</i> <i>His / Her</i>	Helping out at home <i>Please pick up ...</i> <i>Please fold ...</i> <i>Sure.</i>	<b>Lesson 3:</b> Socks on the Bed <b>Lesson 4:</b> Butterfly, Butterfly <b>Lesson 6:</b> o, p, & q song <b>Project:</b> make a butterfly	<b>o</b> <i>octopus</i> <b>p</b> <i>pen</i> <b>q</b> <i>queen</i>
<b>8 Me</b> (Parts of the body) <ul style="list-style-type: none"> <li>Identify and count parts of the body</li> </ul>	<i>arms</i> <i>fingers</i> <i>hair</i> <i>head</i> <i>knees</i> <i>legs</i> <i>toes</i>	<i>I have ...</i>	Playing respectfully <i>Not so loud, please.</i> <i>Sorry, Dad.</i>	<b>Lesson 3:</b> How Many Toes? <b>Lesson 6:</b> r, s, & t song	<b>r</b> <i>radio</i> <b>s</b> <i>star</i> <b>t</b> <i>tent</i>
<b>9 Family</b> (Family members) <ul style="list-style-type: none"> <li>Name family members</li> <li>Describe family relationships</li> </ul>	<i> aunt</i> <i> cousin</i> <i> dad</i> <i> grandma</i> <i> grandpa</i> <i> mom</i> <i> uncle</i>	<i>He / She is ...</i> <i>They are ...</i> <i>We are ...</i>	Loving your family <i>I love you, (Grandpa).</i> <i>We love you, too.</i>	<b>Lesson 3:</b> Look at my Pictures <b>Lesson 6:</b> u, v, & w song	<b>u</b> <i>umbrella</i> <b>v</b> <i>van</i> <b>w</b> <i>water</i>
<b>10 My Party</b> (Various foods) <ul style="list-style-type: none"> <li>Talk about likes and dislikes</li> </ul>	<i>cake</i> <i>candy</i> <i>ice cream</i> <i>juice</i> <i>pizza</i> <i>sandwich</i> <i>spaghetti</i>	<i>I like ...</i> <i>I don't like ...</i>	Waiting your turn <i>Is it my turn?</i> <i>Just a minute, please.</i>	<b>Lesson 3:</b> Happy Birthday <b>Lesson 4:</b> A Present for You <b>Lesson 6:</b> x, y, & z song <b>Project:</b> make a birthday mobile	<b>x</b> <i>fox</i> <b>y</b> <i>yogurt</i> <b>z</b> <i>zebra</i>



## Vocabulary

### Lesson 1


Listen and say. 1

Listen and find. 2

Look and say.



Tess



## Structure

### Lesson 2

Point and say.

Listen and say. 🎧 3

Sing. 🎵 4

Baz



Pat

Jig



Adam



Structure: Hello. I'm ... Hi. How are you? I'm fine, thank you. Bye.

Unit 1 Lesson 2 5

# Song

## Lesson 3

Listen and sing. 🎧 5

Sing and do. 🎧 5

Trace. Count and match.



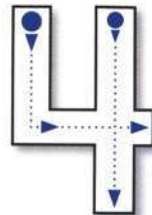
one



two




three



four



five



six



seven



eight



nine



ten



# Sit Down, Jig


## Story

### Lesson 4

Look and say.

Listen. → 6

Listen and act. → 6




 Hello, Pat! Stand up!




 Clap, Pat, clap!



 It's Baz! Sit down, Jig!



 Hello, Pat! Hello, Jig.


# Values

## Lesson 5

Listen and say. 🎧 7

Say and do.

Act.



Hello, Hannah.  
Nice to see you.

Hello, Miss Page.  
Nice to see you, too.





## Phonics

### Lesson 6

Learn the sounds.

Sing.  8

Find.

**a b** c d e f g h i j k l m n  
o p q r s t u v w x y z

A a




apple

B b



bird



## Vocabulary

### Lesson 1

Listen and say.  9

Listen and find.  10

Look and say.




## Structure

### Lesson 2

Point and say.

Listen and say.  11

Say and do.



board

Aa Bb

door

picture

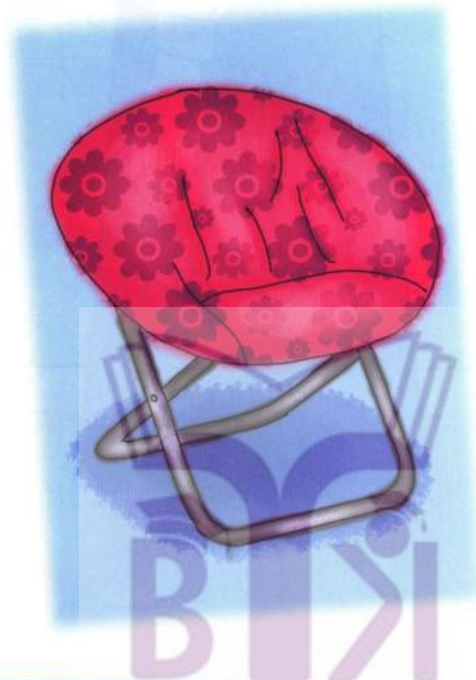
# Song

## Lesson 3

Listen and sing. 🎧 12

Sing and do. 🎧 12

Think and group.



# What's This?

## Story

### Lesson 4

Look and say.

Listen. 🎧 13

Listen and act. 🎧 13



👦 What's this?  
👧 It's a chair.



👦 What's this?  
👧 It's a door.



👦 What's this?  
👧 It's a bin.



👦 What's this?  
👧 It's a dog! Woof! Woof!

# Values

## Lesson 5

Listen and say. 🎧 14

Say and do.

Act.

Please put away your books and come here.

Yes, Miss Page.



# Phonics

## Lesson 6

Learn the sounds.

Sing. 🎵 15

Find.

a b **c d** e f g h i j k l m n  
o p q r s t u v w x y z

Cc



cat

Dd



dog



## Vocabulary

### Lesson 1

Listen and say. 🎧 16

Listen and find. 🎧 17

Look and say.

boat



puzzle



doll



game





## Structure

### Lesson 2

Point and say.

Listen and say. 🎧 18

Say and do.

balloon

robot

car

Structure: *This is my ... This is your ...*

Unit 3 Lesson 2 17

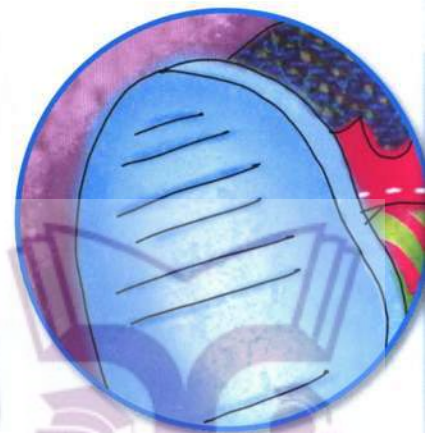



# Song

## Lesson 3

Listen and sing. 🎧 19

Sing and do. 🎧 19

Think and match.





# Jig and the Balloon

## Story

### Lesson 4

Look and say.

Listen. 🎧 20


Listen and act. 🎧 20




🐰 Hello, Pat!  
🐱 Hi, Jig!



🐰 This is my balloon.  
🐱 This is my car.



🐱 Sit down, Jig.  
🐰 OK.



🐱 Get ready. 5, 4, 3, 2, 1!  
🐰 Goodbye!


# Values

## Lesson 5

Listen and say. 🗣️ 21

Say and do.

Act.



Let's share.  
Here you are.


Thank you.  
Here you go.

[www.languagecentre.ir](http://www.languagecentre.ir)

# Phonics

## Lesson 6

Learn the sounds.

Sing.  22

Find.

a b c d **e f** g h i j k l m  
n o p q r s t u v w x y z

E e




egg

F f



fan



## Vocabulary

### Lesson 1

Listen and say. 🎧 23

Listen and find. 🎧 24

Look and say.



## Structure

### Lesson 2

Point and say.

Listen and say.  25

Say and do.

3

4

5



notebook



pencil



pencil box



eraser



Structure: How many ...? How old are you?

Unit 4 Lesson 2 **23**

# Song

## Lesson 3

Listen and sing. 🎧 26

Sing and do. 🎧 26

Think and group.





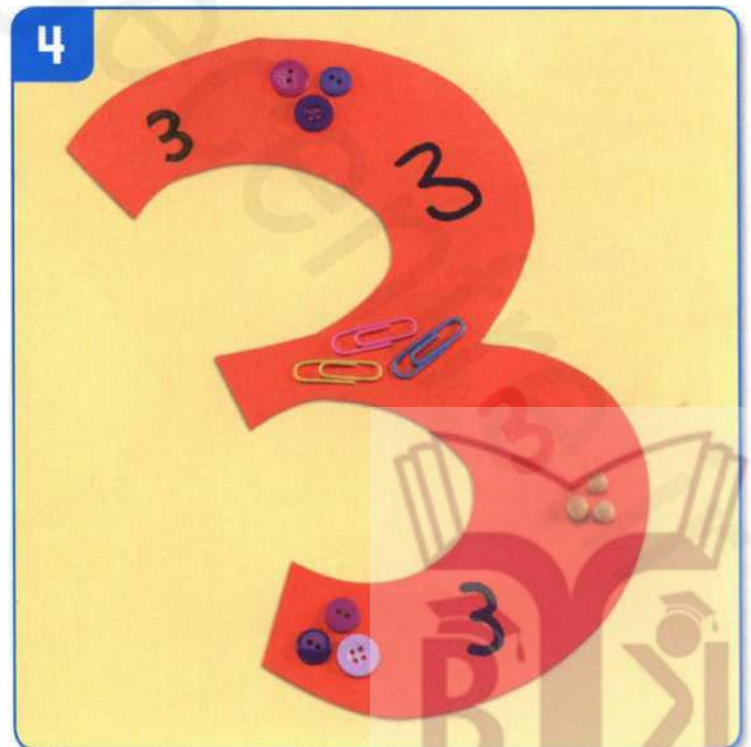

# Project

## Lesson 4

Look and say.

Make.

Sing.  27




# Values

## Lesson 5

Listen and say. 🎧 28

Say and do.

Act.



Take care of  
your jacket.

Thank you.

# Phonics

## Lesson 6

Learn the sounds.

Sing.  29

Find.

a b c d e f **g h** i j k l m n  
o p q r s t u v w x y z

Gg




girl

Hh



hand



## Vocabulary


### Lesson 1

Listen and say. 🎧 30

Listen and find. 🎧 31

Look and say.

circle



square



brown

pink

## Structure

### Lesson 2

Point and say.

Listen and say.  32


Say and do.



triangle



rectangle



black

white

Structure: *It's (brown). It's a (pink) (triangle).*

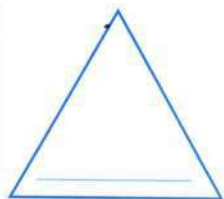

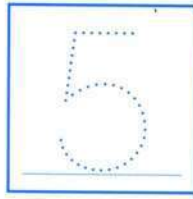
# Song

## Lesson 3

Listen and sing. 🎧 33

Sing and do. 🎧 33

Think and count.





# It's a Red Hat!

## Story

### Lesson 4


Look and say.

Listen. 34

Listen and act. 34



What's this? It's a red hat.



It's a red and white hat!



It's a red, white, and pink hat!



It's Jig in a hat!

[www.languagecentre.ir](http://www.languagecentre.ir)

# Values

## Lesson 5

Listen and say.  35

Say and do.

Act.



Clean up!

Let's work together.




a b c d e f g h **i j k** l m  
n o p q r s t u v w x y z

## Phonics

### Lesson 6

Learn the sounds.

Sing.  36

Find.

Ii

Jj

Kk



**insect**



**jar**



**kite**



## Vocabulary

### Lesson 1

Listen and say. 🎧 37

Listen and find. 🎧 38

Look and say.

rabbit

mouse

turtle

dog

butterfly

## Structure

### Lesson 2

Point and say.

Listen and say.  39

Say and do.

# Pet Store

## OPEN



Structure: *Is it a ...? Yes, it is / No, it isn't.*

Unit 6 Lesson 2 **35**

# Song

## Lesson 3

Listen and sing. 🎧 40

Sing and do. 🎧 40

Think and match.





# Is it a Rabbit?

## Story

### Lesson 4


Look and say.

Listen. ➡ 41


Listen and act. ➡ 41




Is it a rabbit?  
No, it isn't.



Is it a fish?  
No, it isn't.



Is it a mouse?  
No, it isn't.



Look. It's a dog!

# Values

## Lesson 5

Listen and say. 🗣️ 42

Say and do.

Act.

Come here, doggy!  
Here's your water.



a b c d e f g h i j k **l m n**  
o p q r s t u v w x y z

## Phonics

### Lesson 6

Learn the sounds.

Sing.  43

Find.

**L** **l**

**M** **m**

**N** **n**




**lion**



**moon**



**nose**



## Vocabulary

### Lesson 1

Listen and say. ➤ 44

Listen and find. ➤ 45

Look and say.





## Structure

### Lesson 2

Point and say.

Listen and say.  46

Say and do.

jeans

sweater

shoes

**Structure:** *What color is it? It's ... What color are they? They're ...*

# Song

## Lesson 3

Listen and sing. 🎧 47

Sing and do. 🎧 47

Think and match.



# Project

## Lesson 4

Make.

Sing. 🎵 48

Sing and do. 🎵 48

1



2



3



4



# Values

## Lesson 5

Listen and say. 🗣️ 49

Say and do.

Act.



Please pick up your shirt.  
Please fold your clothes.

Sure, Dad.

# Phonics

## Lesson 6


Learn the sounds.

Sing.  50

Find.

a b c d e f g h i j k l m n

**o p q** r s t u v w x y z



**octopus**



**pen**



**queen**



## Vocabulary

### Lesson 1

Listen and say. 🎧 51

Listen and find. 🎧 52

Look and say.




head

legs

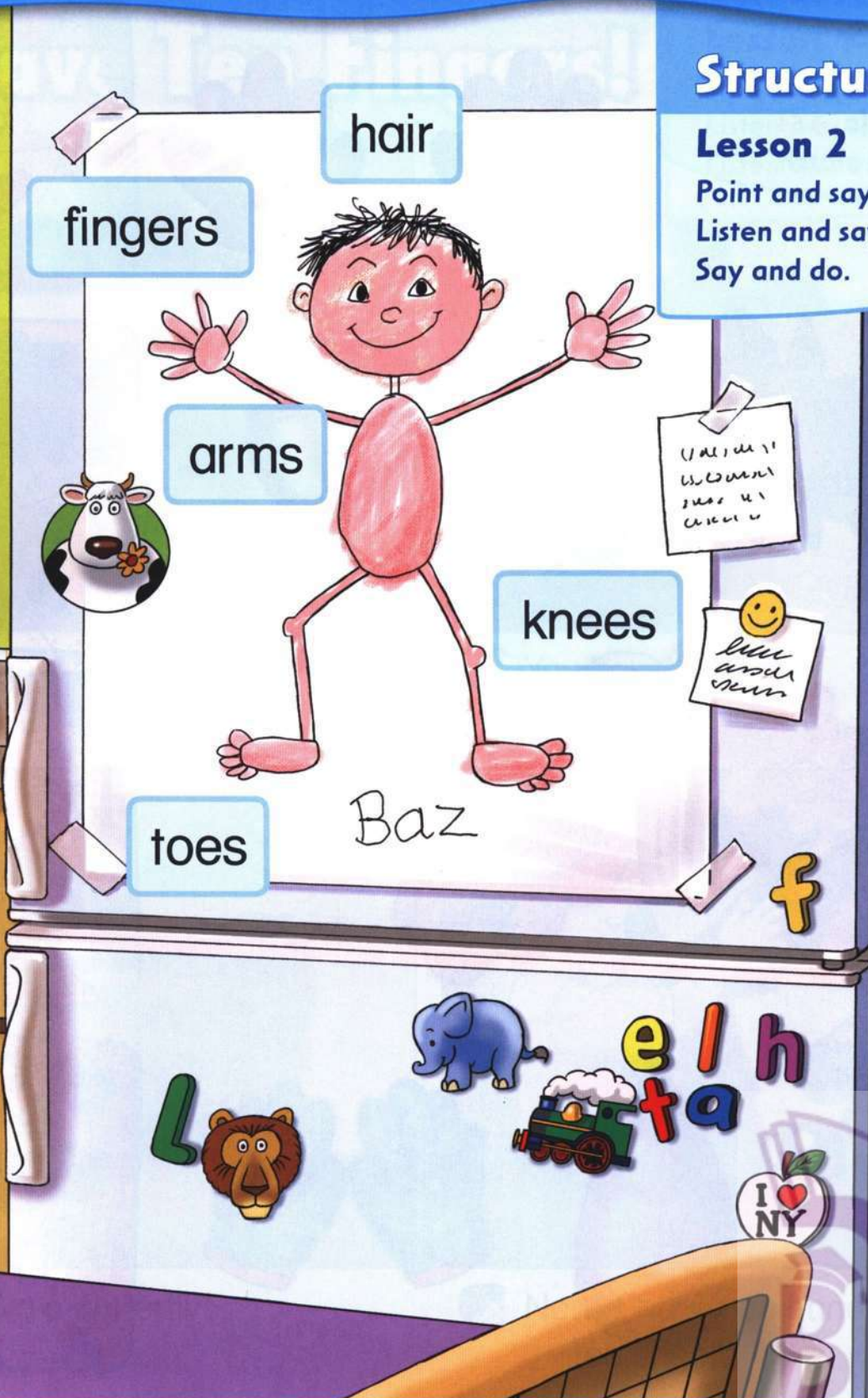
# Structure

## Lesson 2

Point and say.

Listen and say.  53

Say and do.



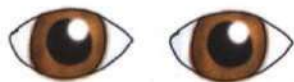


# Song

## Lesson 3

Listen and sing. » 54

Sing and do. » 54

Think and match.







# I Have Ten Fingers!

## Story

### Lesson 4


Look and point.

Listen and say. 🎧 55

Listen and act. 🎧 55



1 You have a rabbit!



2 You have a dog!



3 You have a butterfly!



4 Now, I have two hands and ten fingers!

# Values

## Lesson 5

Listen and say. 🗣️ 56

Say and do.

Act.

Not so loud, please.

Sorry, Dad.



# Phonics

## Lesson 6

Learn the sounds.

Sing. 🎵 57

Find.

a b c d e f g h i j k l m n  
o p q **r s t** u v w x y z

Rr



radio

Ss



star

Tt



tent




## Vocabulary

### Lesson 1

Listen and say. 🎧 58

Listen and find. 🎧 59

Look and say.



uncle

mom

aunt

cousin

## Structure

### Lesson 2

Point and say.

Listen and say.  60

Say and do.

dad

grandma

grandpa

# Song

## Lesson 3

Listen and sing. 🎧 61

Sing and do. 🎧 61

Think and find.



# This is My Family!

## Story

### Lesson 4

Look and say.

Listen. ▶▶ 62

Listen and act. ▶▶ 62




They are my dad and my mom.  
Wow!



This is grandma and grandpa!  
Wow!



This is ...  
You, Tess! You're a baby!



No, it isn't Tess. It's me!  
Sorry, Baz!

**Review:** dad, grandma, grandpa, mom, This is ... They are ... **New:** baby

## Values

### Lesson 5

Listen and say. 🎧 63

Say and do.

Act.

I love you, Grandma.  
I love you, Grandpa.

We love you, too.





# Phonics




## Lesson 6

Learn the sounds.

Sing. 🎵 64

Find.

a b c d e f g h i j k l m  
n o p q r s t **u v w** x y z



**umbrella**



**van**



**water**




## Vocabulary

### Lesson 1

Listen and say. ▶▶ 65

Listen and find. ▶▶ 66

Look and say.



candy

spaghetti

sandwich

ice cream



## Structure

### Lesson 2

Point and say.

Listen and say.  67

Say and do.

pizza

juice

cake

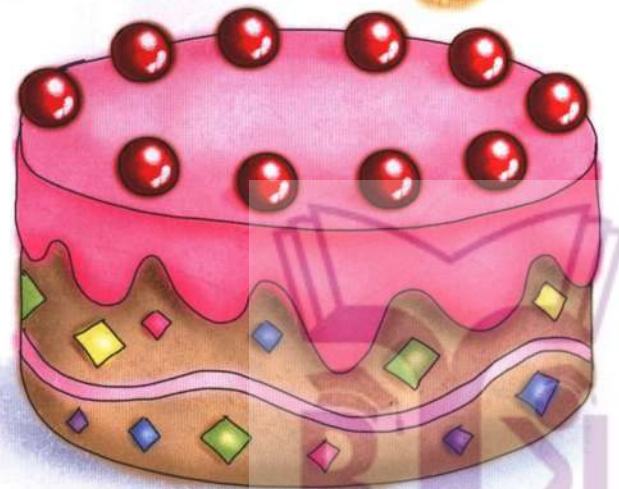
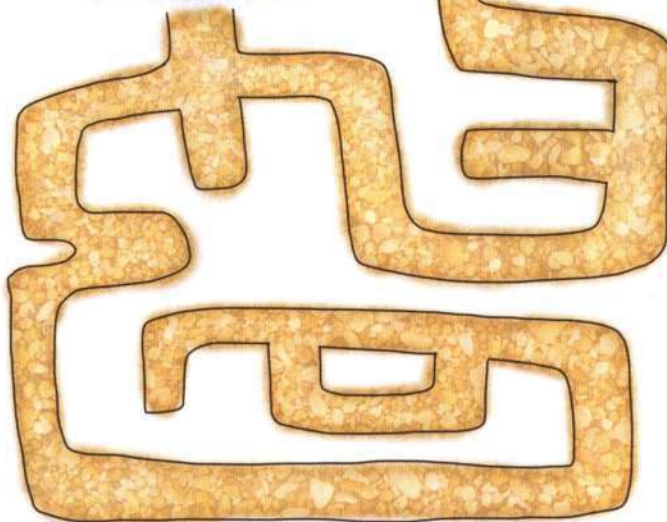
# Song

## Lesson 3

Listen and sing. 🎧 68

Sing and do. 🎧 68

Think and find.





# Project

## Lesson 4

Make.

Sing. 69

Sing and do. 69



# Values

## Lesson 5

Listen and say.  70

Say and do.

Act.



Is it my turn?

Just a minute, please.

a b c d e f g h i j k l m  
n o p q r s t u v w **x y z**

## Phonics

### Lesson 6

Learn the sounds.

Sing.  71

Find.

X x



**fox**

Y y



**yogurt**

Z z



**zebra**



**OXFORD**  
UNIVERSITY PRESS

Great Clarendon Street, Oxford, OX2 6DP, United Kingdom

Oxford University Press is a department of the University of Oxford.  
It furthers the University's objective of excellence in research, scholarship,  
and education by publishing worldwide. Oxford is a registered trade  
mark of Oxford University Press in the UK and in certain other countries

© Oxford University Press 2011

The moral rights of the author have been asserted

First published in 2011

2016 2015 2014 2013

10 9 8 7 6 5 4 3

**No unauthorized photocopying**

All rights reserved. No part of this publication may be reproduced, stored  
in a retrieval system, or transmitted, in any form or by any means, without  
the prior permission in writing of Oxford University Press, or as expressly  
permitted by law, by licence or under terms agreed with the appropriate  
reprographics rights organization. Enquiries concerning reproduction outside  
the scope of the above should be sent to the ELT Rights Department, Oxford  
University Press, at the address above

You must not circulate this work in any other form and you must impose  
this same condition on any acquirer

Links to third party websites are provided by Oxford in good faith and for  
information only. Oxford disclaims any responsibility for the materials  
contained in any third party website referenced in this work

ISBN: 978 0 19 443335 8 Book  
ISBN: 978 0 19 443329 7 Audio CD  
ISBN: 978 0 19 443344 0 Pack

Printed in China

This book is printed on paper from certified and well-managed sources

**ACKNOWLEDGEMENTS**

*The publisher would like to thank the following for permission to reproduce photographs:*  
Alamy pp.21 (fan/WoodyStock), 27 (hand/Amana Images inc.), 33 (insect/  
Blickwinkel, kite/Arco Images GmbH), 51 (star/Andrzej Tokarski), 57 (water/  
Foodfolio), 63 (yogurt/Bon Appetit); Getty Images pp.15 (cat/Dave King/Dorling  
Kindersley), 51 (radio/Dorling Kindersley); iStockphoto p.51 (tent/Camilla  
Wisbauer); Oxford University Press pp.9 (apple/Photodisc, bird/Juniors Bildarchiv/  
Alamy), 15 (dog/Photodisc), 21 (egg/Photodisc), 27 (girl/Mark Mason), 33 (jar/  
Ingram), 38 (boy/Gareth Boden), 39 (lion/Photodisc, moon/Photodisc), 45 (pen/  
Mark Mason, octopus/Don Farrall/Photographers Choice/Getty), 45 (queen/Image  
Source), 57 (umbrella/Paul Bricknell), 63 (fox/Digital Vision, zebra/Ingram);  
Shutterstock p.57 (van/Rob Wilson).

*Cover illustration by:* Paul Gibbs

*Main illustrations by:* Paul Gibbs

*Other Illustrations by:* Helen Poole pp.6, 12, 18,24, 30, 36, 42, 48, 60

*All commissioned photography by:* Graham Adler at MM Studios pp.08, 14, 20, 25,  
26, 32, 38, 43, 44, 50, 56, 61, 62

*With special thanks to staff and pupils at Larkrise Primary School, Oxford.*



Bookkand.com